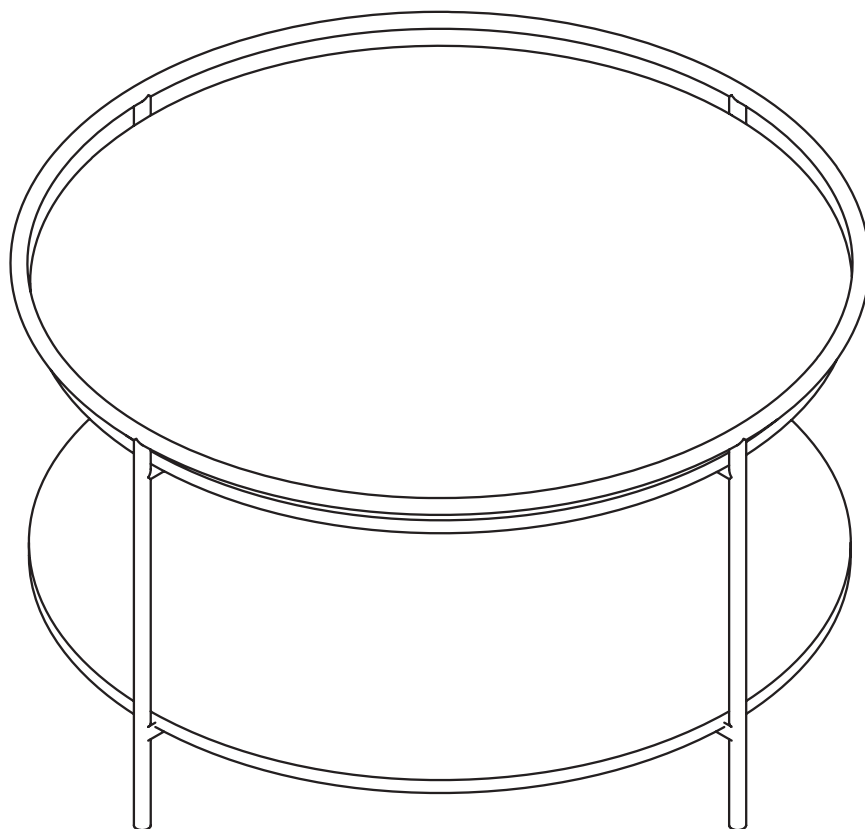


Let's build the

# Paloma Coffee Table

SKU 32001



**Scan me!**

Inspiration  
Digital Instructions  
Free Lifetime Warranty

nathan james

24-0314-VN



# Ok, let's get rolling

This should be easy, just follow our instructions and you will be back to Netflix in no time.

## Estimated time for assembly



25:00

## What you need

- Some of your favourite bubbly or your preferred relaxant
- Use the packaging carton as a working surface to prevent product damage during assembly
- Phillips Screwdriver

Do not use a drill



## Weight Limitation



90

lbs table top

Toll-free at 1-866-619-1004  
Help@nathanjames.com  
Nathanjames.com/help

## What's included

Description		Qty
A	Top Frame Assembly	1
B	Bottom Panel	1
C	Leg Assembly	4
D	Top Panel	1
1	M6*25mm Bolt	12
2	M4.2*10mm Screw	4
3	Allen Key	1

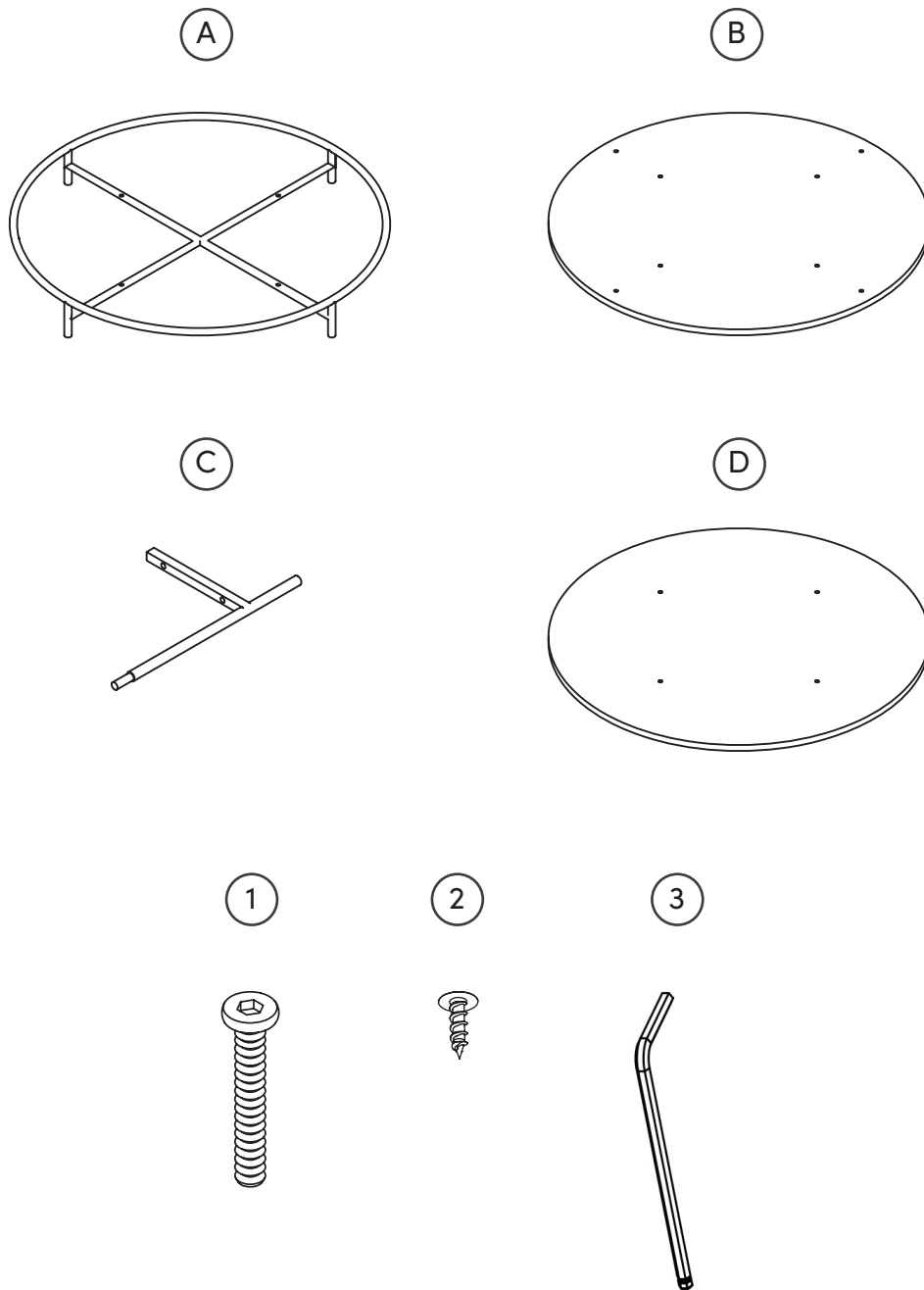
Scan me!

Inspiration  
Digital Instructions  
Free Lifetime Warranty





# The goods



## IMPORTANT

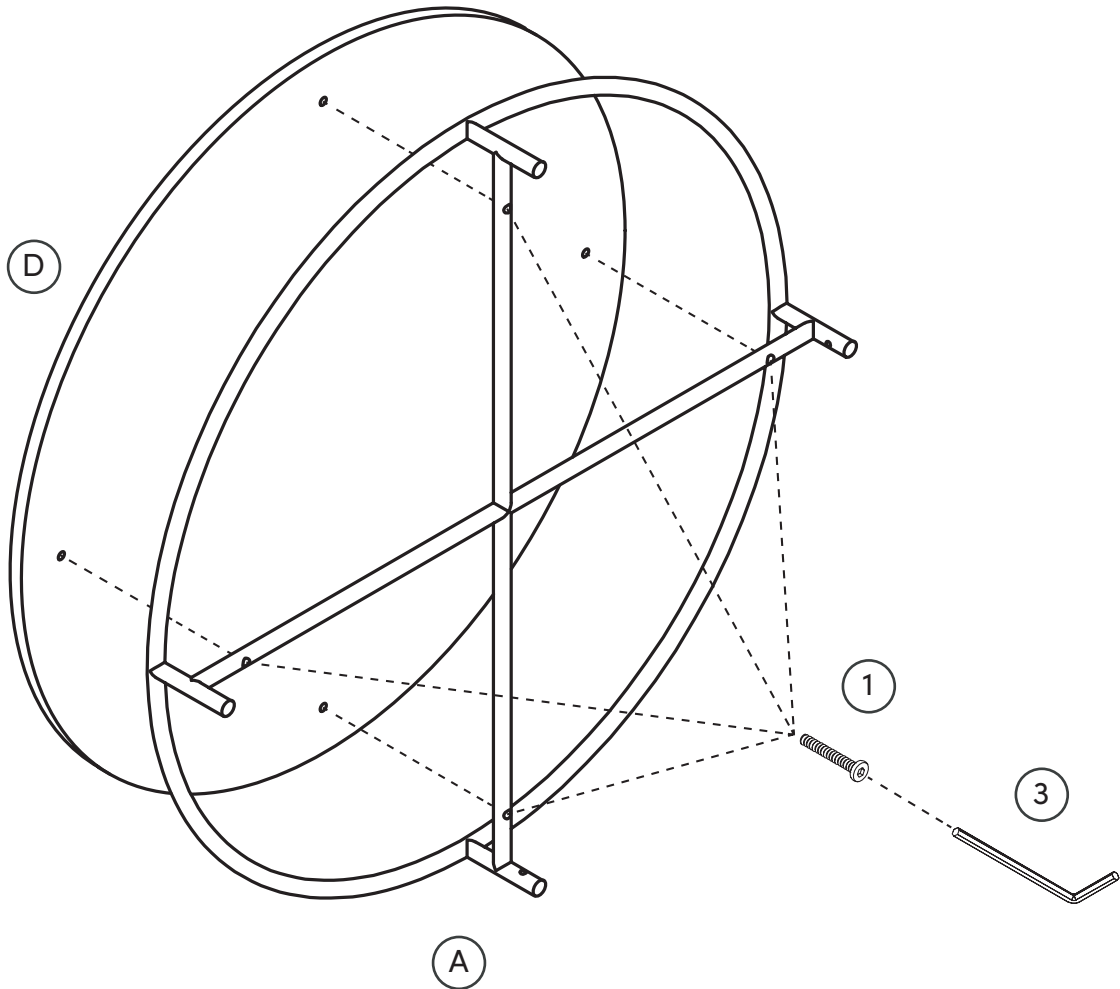
1. Do not tighten bolts / screws completely until all bolts / screws are lined up and inserted into holes.
2. Do not over tighten screws and bolts to avoid stripping.
3. Please use hand tools to assemble this product. Do not use power tools.





# Step 1

Let's get this thing fired up! Start by attaching the Top Panel (D) to Top Frame Assembly (A) using the M6\*25mm Bolts (1). Tighten using the provided Allen Key (3).

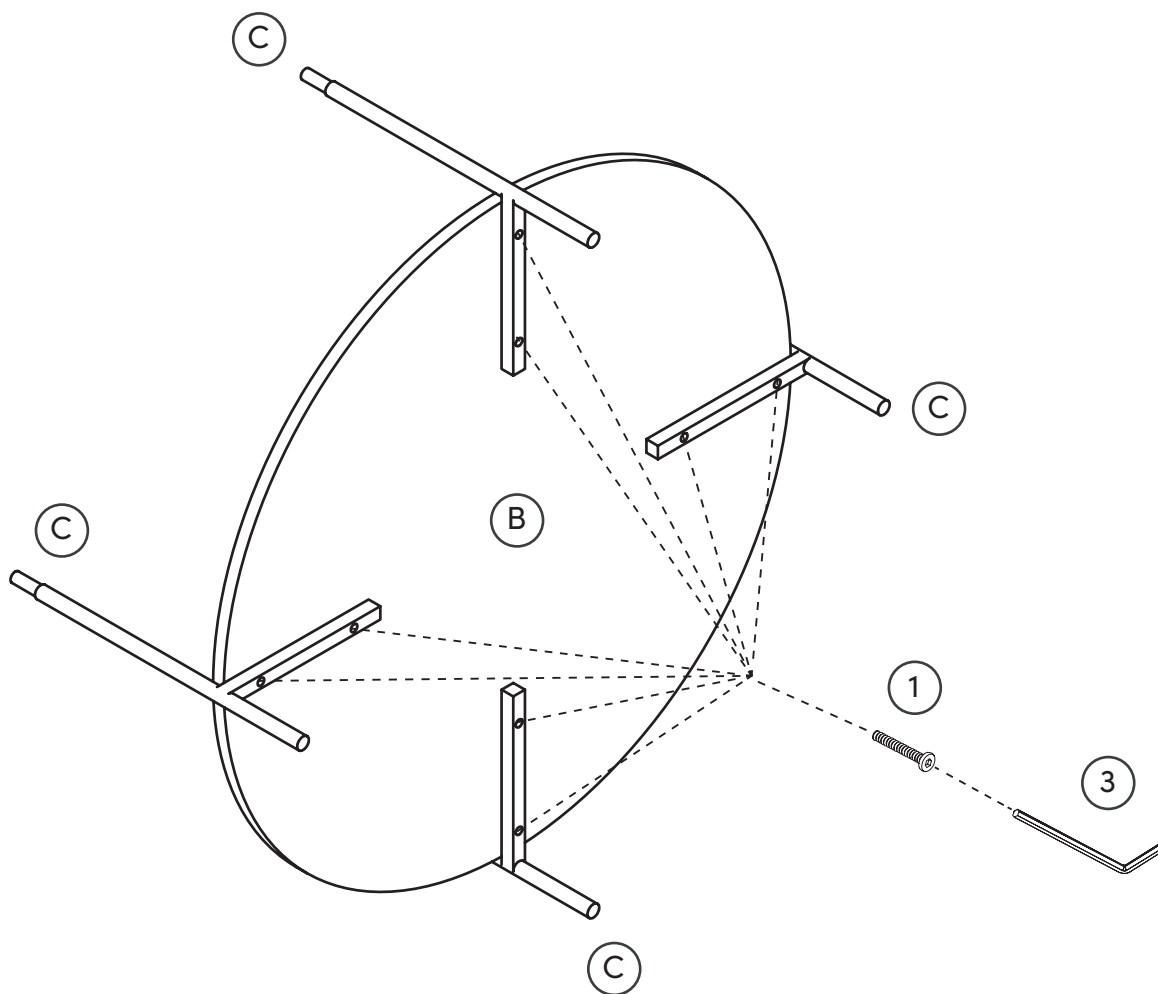




# Step 2

This is where things get REALLY tricky... JK,  
we would never do that to you.

Now attach the Leg Assembly (C) to the  
Bottom Panel (B) using the M6\*25mm Bolts  
(1). Tighten using the provided Allen Key (3).

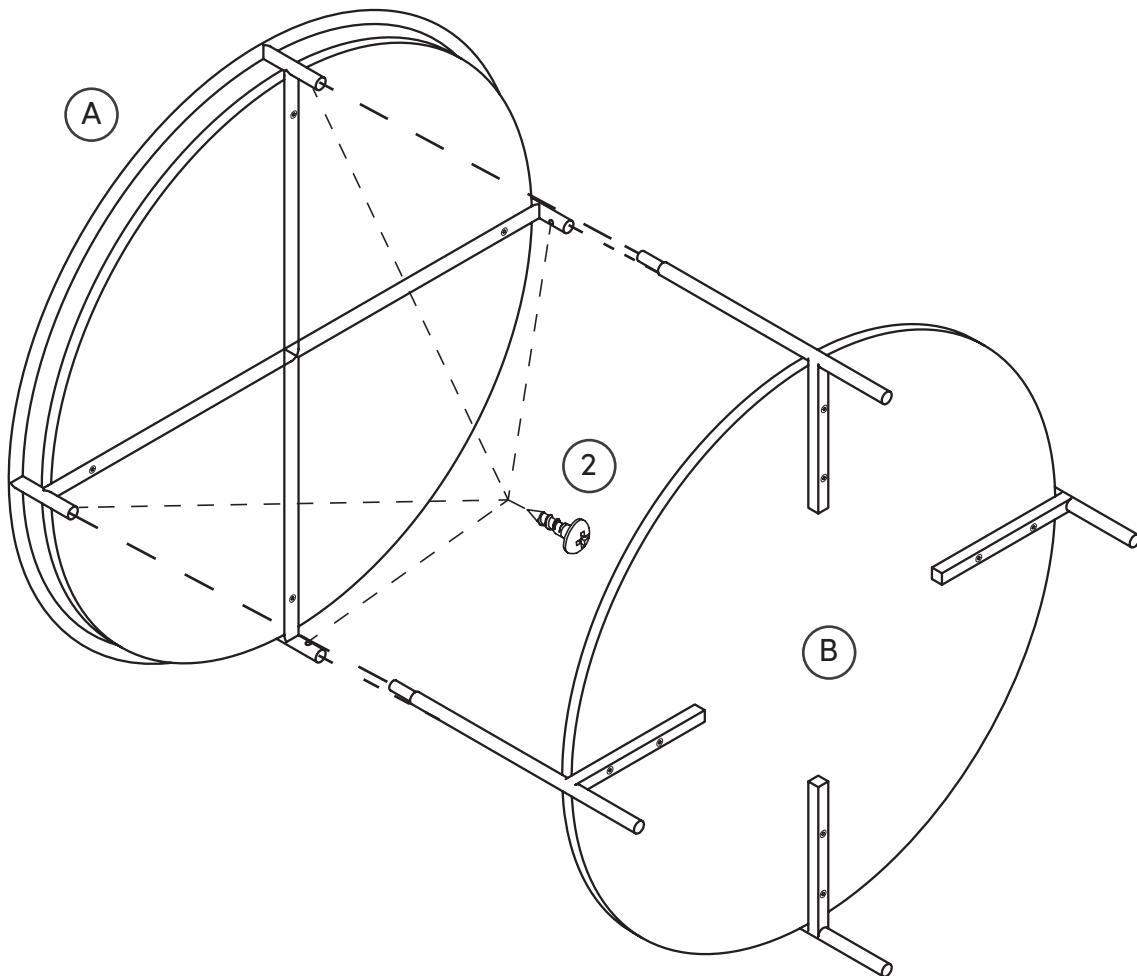




# Step 3

And now, last but not least, secure the Top Frame Assembly (A) to the Bottom Panel (B) using the M4.2\*10mm Screws (2). Tighten using a Phillips head screwdriver (not provided).

Ta-da! We told you it was going to be easy!





# No heartburn, when we handle the return

Give us a call **1-866-619-1004** or shoot us a message  
at **help@nathanjames.com** we will issue you a free  
replacement with **zero hassle**.

## Our way



Give us a call



Replacement



You

## Their way



Re-package item



Schedule pick up



Track package



Replacement



You

We really don't want you to go through the hassle of re-packaging your item  
and sending it back, because let's be honest...nobody has time for that.





# Safety first, fun later

We want your Paloma Coffee Table to last as long as possible, so we recommend that you tighten the screws 2 weeks after assembly and for added safety check the tightness of all screws every 2 months.

For proper care and treatment of wood and metal please check our website at [NathanJames.com/products](http://NathanJames.com/products)

## Safe use of this product starts with you.

Use this coffee table responsibly with the primary concern for your safety. Follow assembly instructions carefully and inspect product upon receipt and each use.

Nathan James and its parent companies cannot be held legally responsible for any injuries or death resulted from failure to follow instructions or improper use of this product.

## Do not modify the structure of this product in any way.

Our products have been tested to meet specific safety measures as they were originally intended to be sold. Any modifications will present the risk of creating significant safety issues which NJ will not be responsible for.

## Proper use

- |               |  |
|---------------|--|
| <b>DO NOT</b> | use for commercial purposes              |
| <b>DO NOT</b> | place on uneven floor or surface         |
| <b>DO NOT</b> | use as a step-stool or stand on table    |
| <b>DO NOT</b> | put hot serving liquid directly on table |
| <b>DO NOT</b> | leave spilled liquid on table            |
| <b>DO NOT</b> | use if table is damaged or broken        |
| <b>DO NOT</b> | make temporary repairs                   |
| <b>DO NOT</b> | use outdoors                             |





# We are only in business if you're happy

For starters, thanks for being you.

☎ Toll-free at 1-866-619-1004


✉ Help@nathanjames.com

🌐 NathanJames.com/help

We do our best to ensure your furniture arrives without any problems, but occasionally mistakes happen—as humans we are imperfect beings. In the event that a part is damaged or missing, we will be more than happy to provide you with replacement part(s) for free.

## Warranty

This product comes with a lifetime warranty from the date of purchase. Please use your phone to scan the QR code to register your product or visit <https://goo.gl/i9dk3q>



## Did we do alright? Please spread the love!

If you are happy with your product, tell your friends and family about us or even better leave us a review online. Spreading the word gives us the opportunity to make more people happy and keep our prices low for your next purchase.

*Brooklyn Burdon*

Founder, Nathan James