
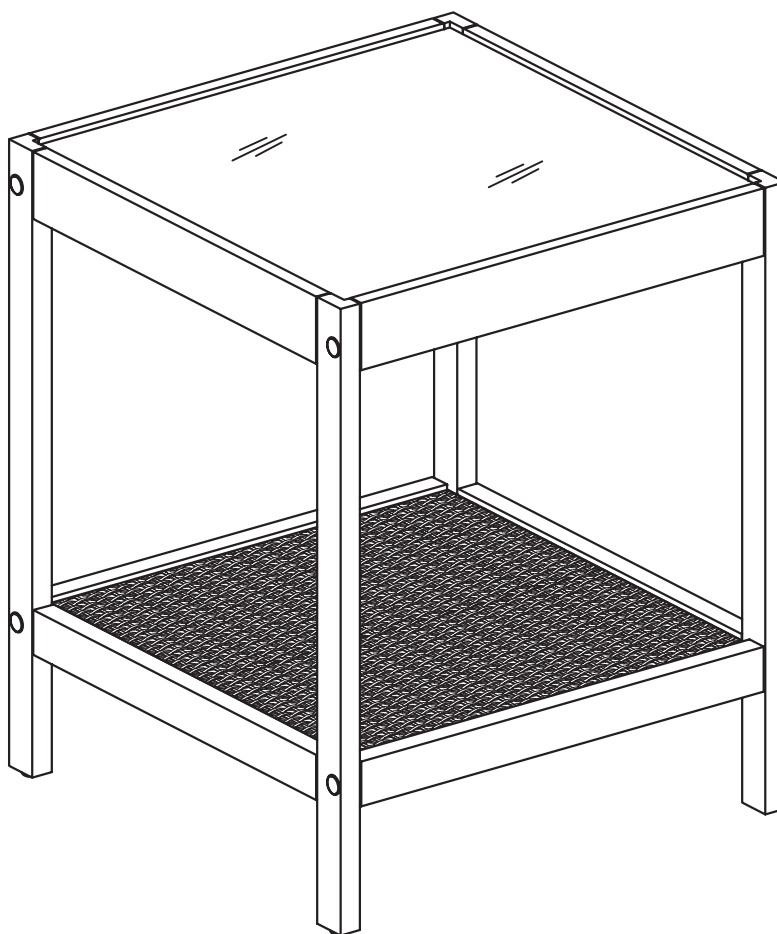


Let's build the

Hayes Side Table

SKU 33301



Scan me!

Inspiration
Digital Instructions
Free Lifetime Warranty

nathan james

24-0506-VN

Ok, let's get rolling

This should be easy, just follow our instructions and you will be back to Netflix in no time.

Estimated time for assembly



15:00

What you need

- Some of your favourite bubbly or your preferred relaxant
- Use the packaging carton as a working surface to prevent product damage during assembly
- Rubber Mallet (recommended)

Weight Limitation



50

lbs per shelf

Toll-free at 1-866-619-1004
Help@nathanjames.com
Nathanjames.com/help

What's included

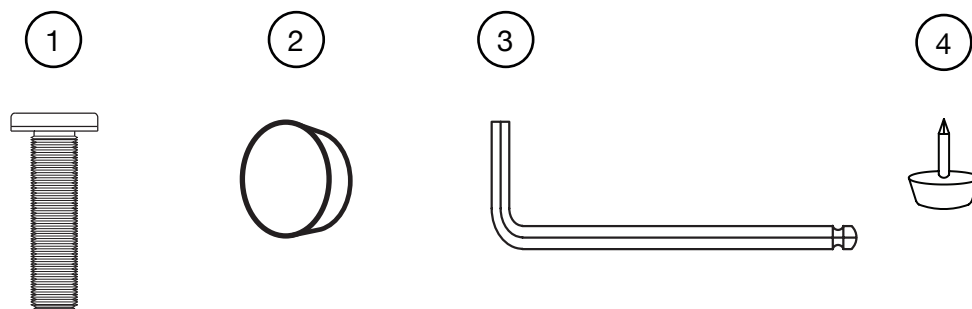
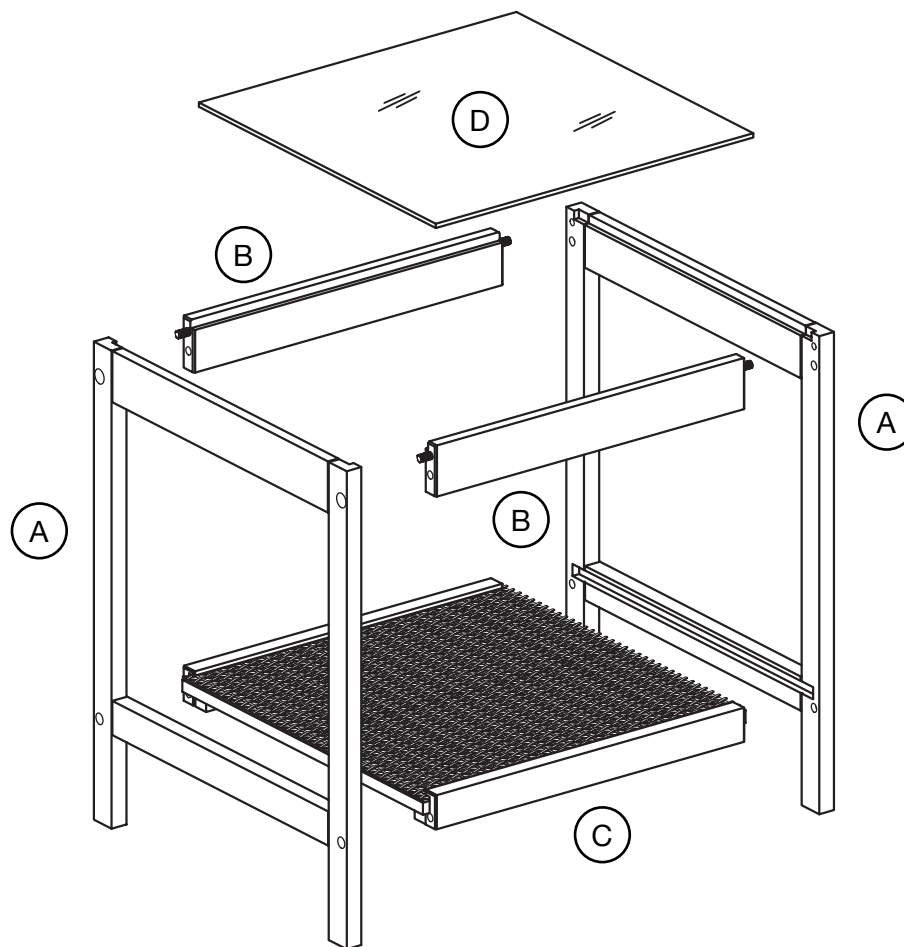
Description		Qty
A	Leg Frame	2
B	Stretchers	2
C	Shelf	1
D	Glass	1
1	Ø 1/4" x 38mm Hex Button Head Bolt	8
2	Ø 13.5/12.5 x 6mm Wood Plug	8
3	Allen Key	1
4	Plastic Nail-in Footpad (Extra)	4

Scan me!

Inspiration
Digital Instructions
Free Lifetime Warranty



The goods



IMPORTANT

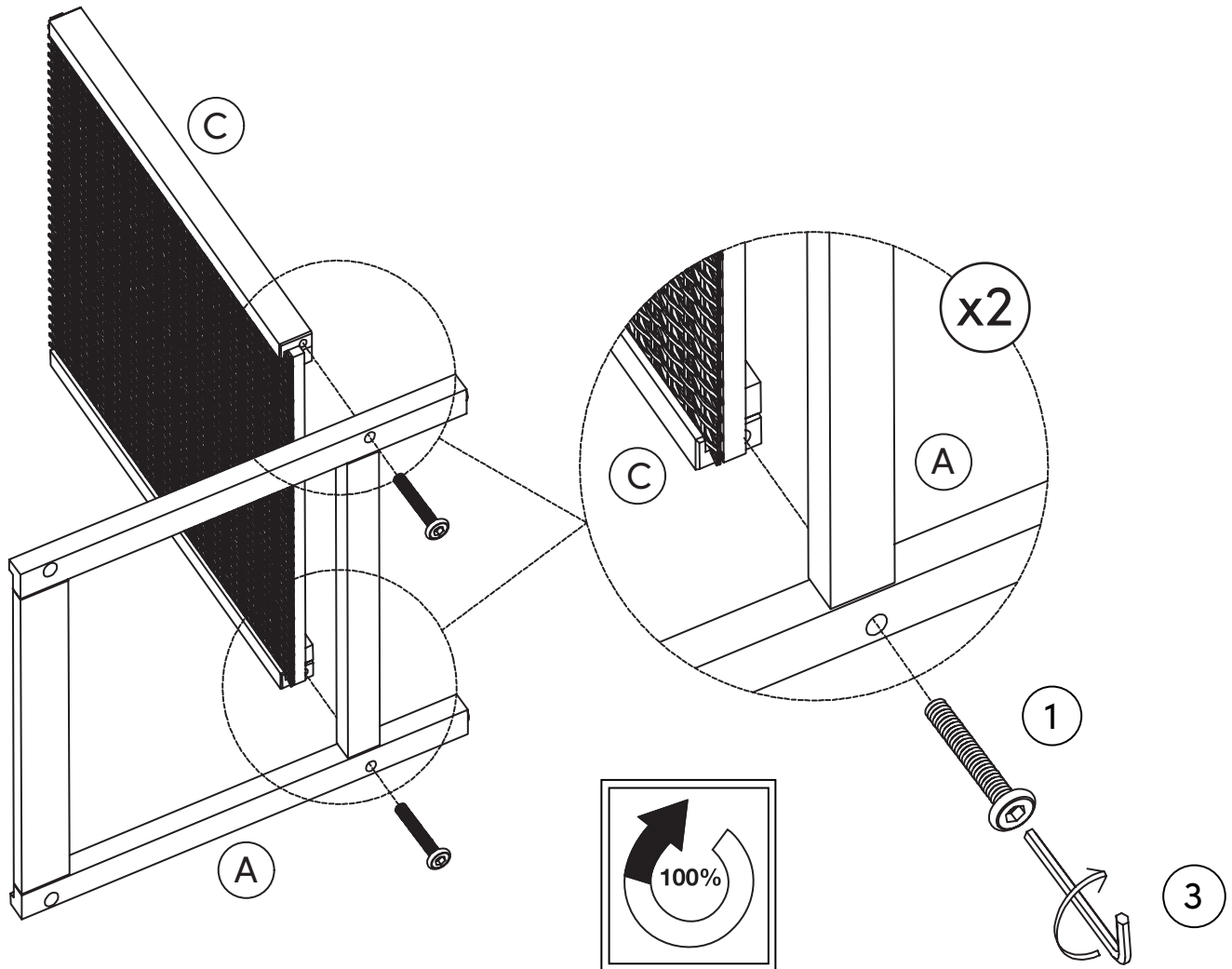
1. Do not tighten bolts / screws completely until all bolts / screws are lined up and inserted into holes.
2. Do not over tighten screws and bolts to avoid stripping.
3. Please use hand tools to assemble this product. Do not use power tools.



Step 1

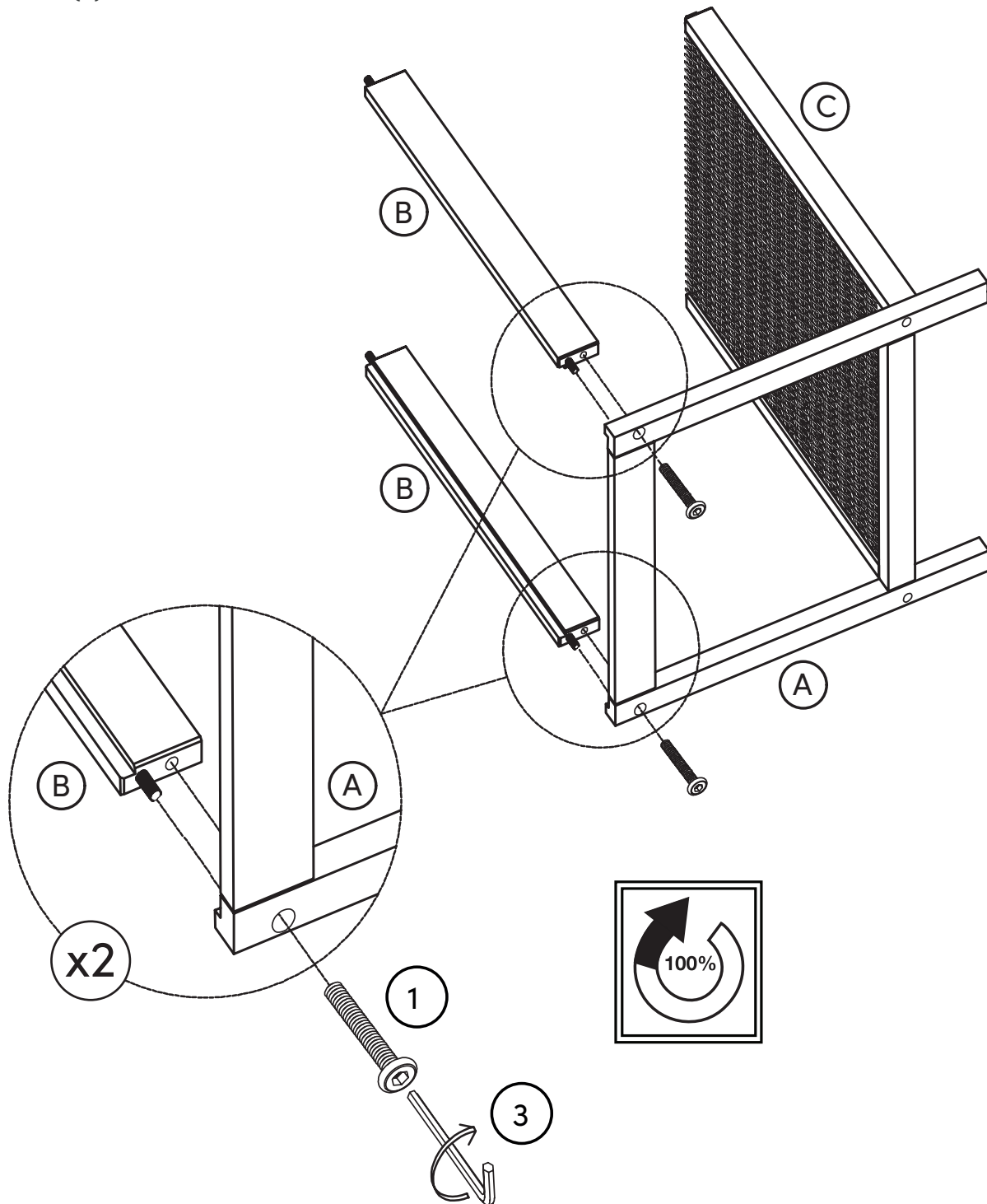
Let's get this thing fired up!

Attach the Leg Frame (A) to the Shelf (C) using two Hex Button Head Bolts (1) and tighten with the Allen Key (3).



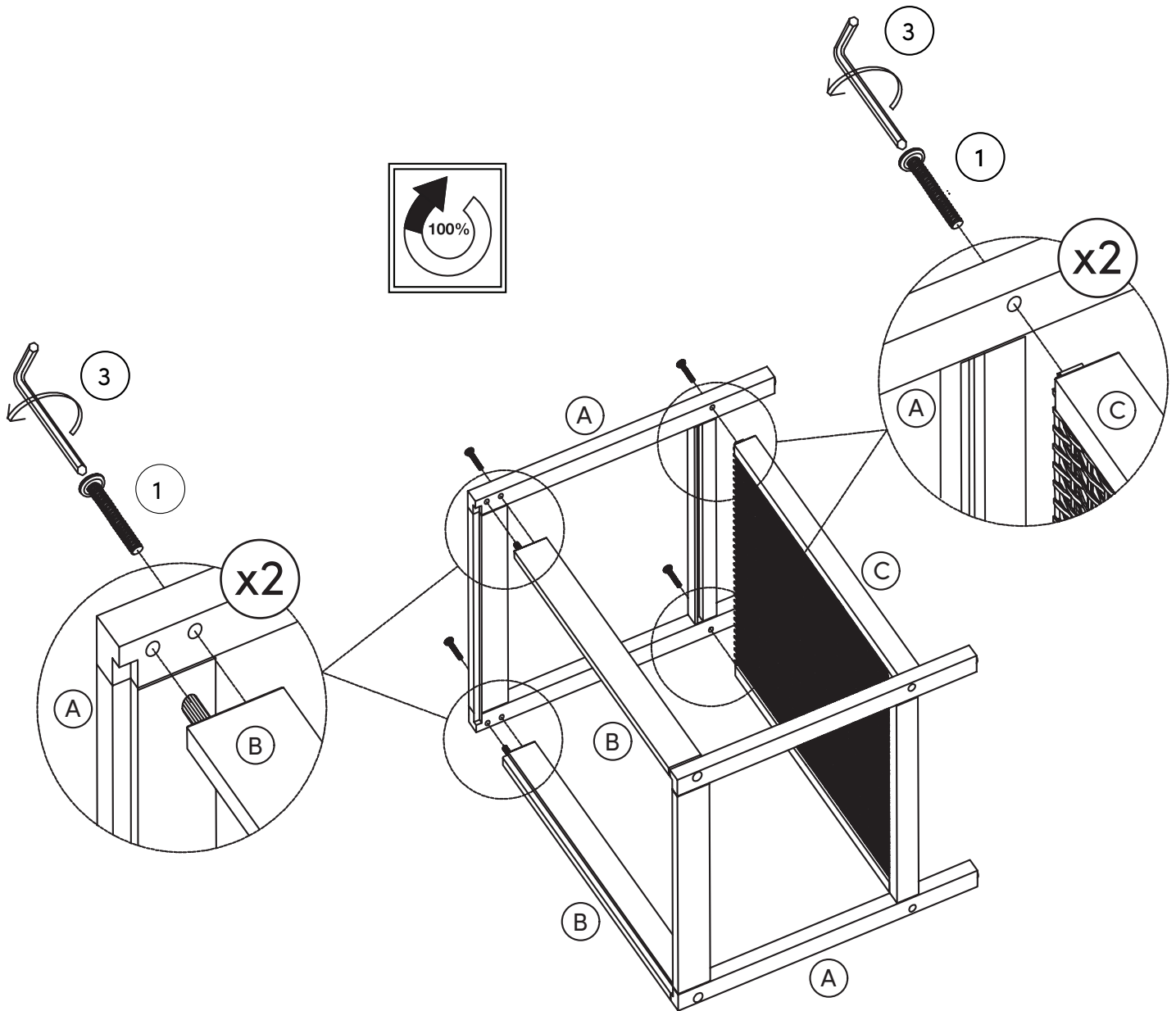
Step 2

No, this isn't déjà vu.
Repeat Step 1 with the
Stretchers (B).



Step 3

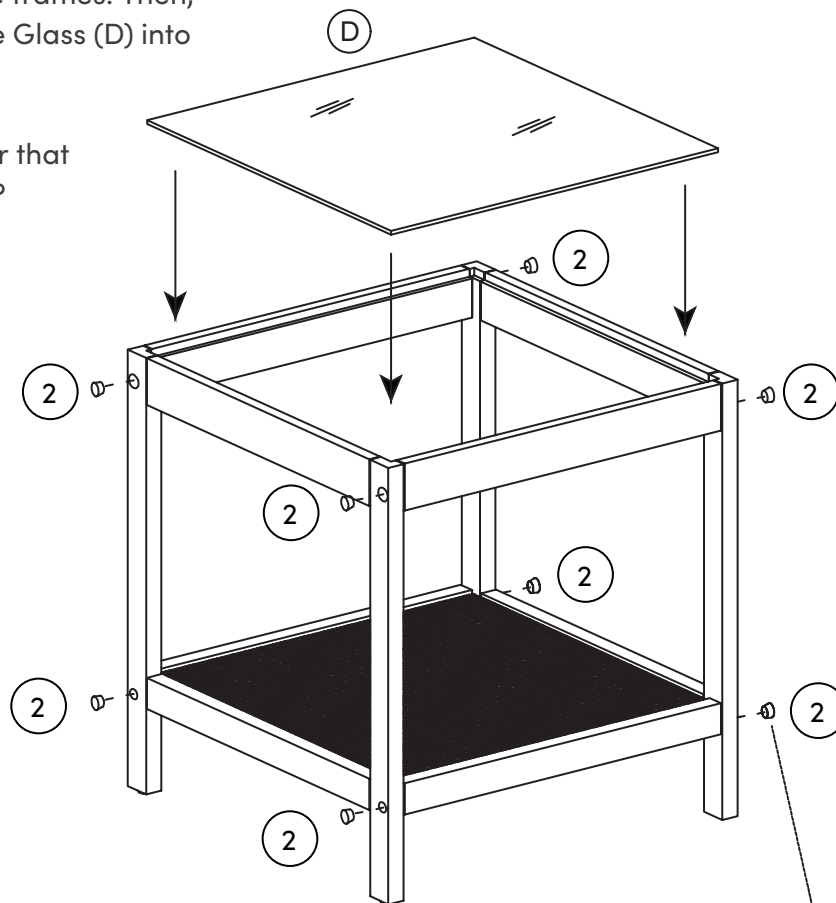
You're over halfway there!
Secure the second Leg
Frame (A) to what you've
assembled so far from
Steps 1 and 2.



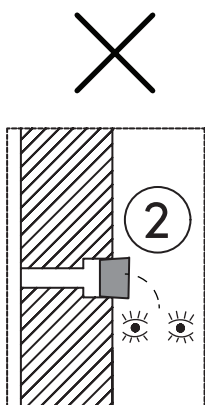
Step 4

Time to put the Wood Plugs (2) into the side of the frames. Then, carefully place the Glass (D) into place on top.

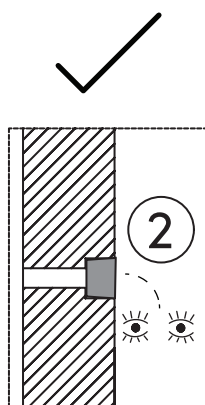
You did it! Time for that celebratory pizza?
We think yes.



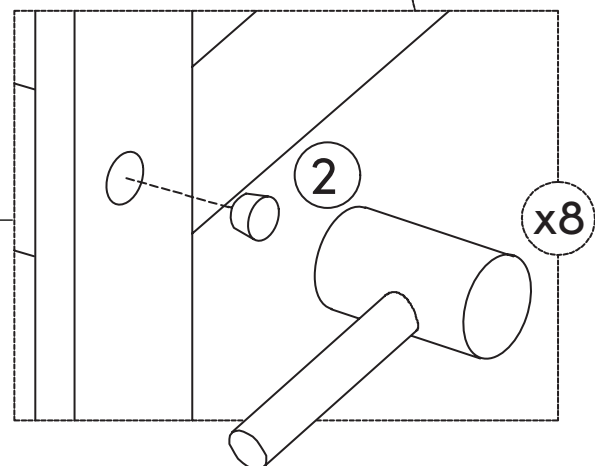
HELPFUL TIP:
It is recommended to use a Rubber Mallet or something similar to tap the Wood Plugs securely into place.



not secured in place

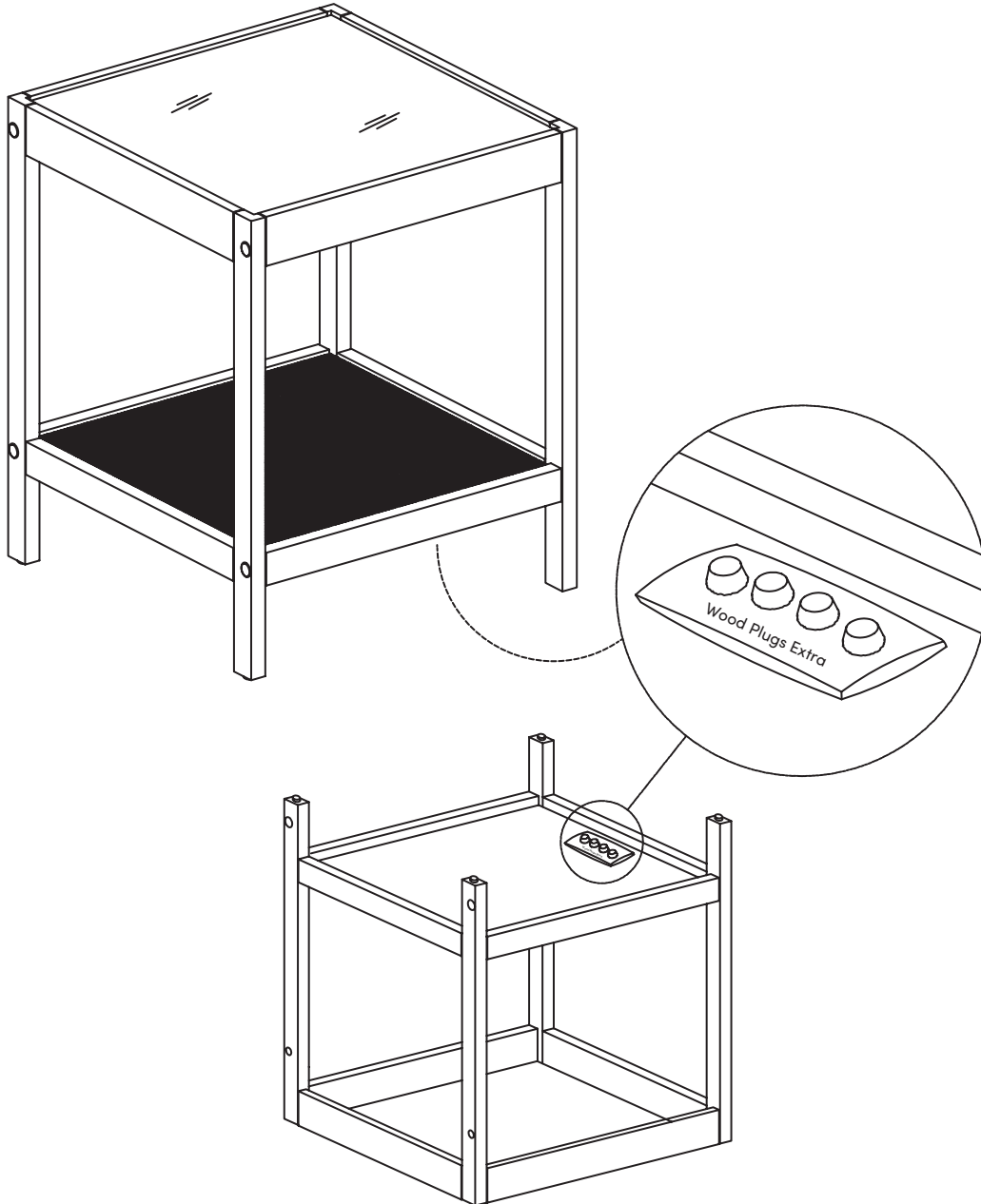


secured in place



Step 4 Cont.

If you haven't already noticed, we have affixed 4 extra Wood Plugs to the underside of the bottom shelf for your convenience



No heartburn, when we handle the return

Give us a call **1-866-619-1004** or shoot us a message
at **help@nathanjames.com** we will issue you a free
replacement with **zero hassle**.

Our way



Give us a call



Replacement



You

Their way



Re-package item



Schedule pick up



Track package



Replacement



You

We really don't want you to go through the hassle of re-packaging your item
and sending it back, because let's be honest...nobody has time for that.



Safety first, fun later

We want your Hayes Side Table to last as long as possible, so we recommend that you tighten the wood plugs 2 weeks after assembly and for added safety check the tightness of all plugs every 2 months.

For proper care and treatment of wood please check our website at NathanJames.com/products

Safe use of this product starts with you.

Use this side table responsibly with the primary concern for your safety. Follow assembly instructions carefully and inspect product upon receipt and each use.

Nathan James and its parent companies cannot be held legally responsible for any injuries or death resulted from failure to follow instructions or improper use of this product.

Do not modify the structure of this product in any way.

Our products have been tested to meet specific safety measures as they were originally intended to be sold. Any modifications will present the risk of creating significant safety issues which NJ will not be responsible for.

Proper use

- | | |
|---------------|--|
| DO NOT | use for commercial purposes |
| DO NOT | climb on side table |
| DO NOT | exceed weight limit |
| DO NOT | leave spilled liquid on table top |
| DO NOT | use if side table is damaged or broken |
| DO NOT | make temporary repairs |
| DO NOT | use outdoors |



We are only in business if you're happy

For starters, thanks for being you.

☎ Toll-free at 1-866-619-1004


✉ Help@nathanjames.com

🌐 NathanJames.com/help

We do our best to ensure your furniture arrives without any problems, but occasionally mistakes happen—as humans we are imperfect beings. In the event that a part is damaged or missing, we will be more than happy to provide you with replacement part(s) for free.

Warranty

This product comes with a lifetime warranty from the date of purchase. Please use your phone to scan the QR code to register your product or visit <https://goo.gl/i9dk3q>



Did we do alright? Please spread the love!

If you are happy with your product, tell your friends and family about us or even better leave us a review online. Spreading the word gives us the opportunity to make more people happy and keep our prices low for your next purchase.

Brooklyn Burdon

Founder, Nathan James