

## UPHOLSTERYCARE

To prevent overall soiling, frequent vacuuming or light brushing is recommended. Cushions and pillows should be turned on a weekly basis.

Down-filled cushions should be brushed rather than vacuumed. Spot clean, using a mild water-free solvent or dry cleaning product. Only a professional cleaner should undertake a complete overall cleaning. The use of steam or water-based cleaners may cause excessive shrinking or staining.


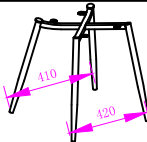



## INDOOR METAL/ALUMINUM FURNITURE

Wipe spills immediately. Maintain with regular dusting and clean with mild soap and water, dry thoroughly and do not use a brass cleaner.

## NOTICE

- \* Please make sure that you have all parts indicated before you begin assembly on this item.
- \* This item should be assembled on a soft surface to prevent scratching/dirty the surface during assembly.
- \* This item may require periodic tightening.

### Part List


PIECE	DESCRIPTION	PICTURE	QUANTITY
A	Chairboard		1X
B	Leg		1X
HW1	Socket Screws 5.7x0.97x18mm		4X
HW2	Flat Washer 6.4x18mm		4X
HW3	Allen key 5mm		1X

 **SAFAVIEH**  
FURNITURE

### ITEM NO.:DCH2001E-SET2

Item Dimension:20.47W" x 17.32D" x 34.65H"

Item Weight Capacities : 250LBS




## PREPARATION

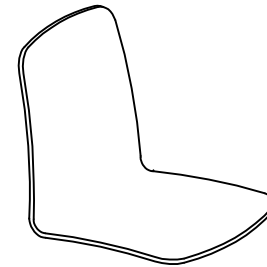
Before beginning assembly of product, make sure all parts are present. Compare parts with package contents list. If any part is missing or damaged, do not attempt to assemble the product.

EstimatedAssemblyTime: 10 minutes.

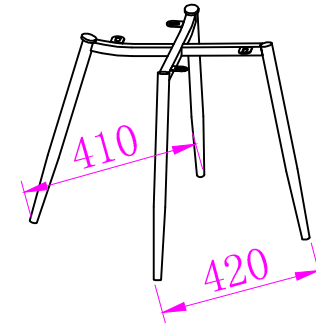
1



2



Ⓐ : 1PC



Ⓑ : 1PC

3



Socket Screws  
5.7x0.97x18mm

X 4



Flat Washer  
6.4x18mm

X 4



Allen key 5mm

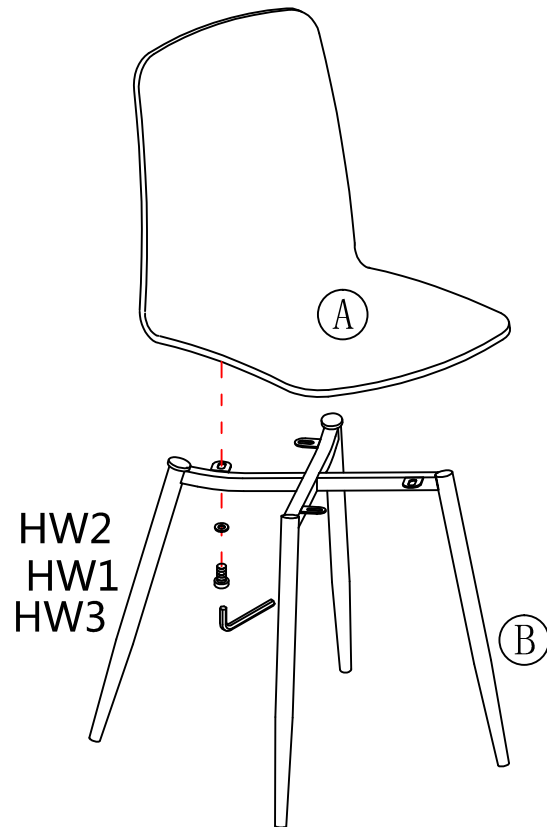
X 1

## PREPARATION

Before beginning assembly of product, make sure all parts are present. Compare parts with package contents list. If any part is missing or damaged, do not attempt to assemble the product.

EstimatedAssemblyTime: 10 minutes.

4



5

