

## CARE AND MAINTENANCE

Always use felt pads under all articles to prevent discoloration or softening of the lacquer. Plastic and rubber bases on items can discolor wood. Wipe up spills immediately and avoid common hazards such as hot dishes, harsh solvents and abrasives. Cleaning should be done with a soft lint free cotton cloth dampened with water or furniture polish. On highly used surfaces we recommend applying a quality paste wax which should be used on a regular basis to provide additional protection from scratches and spills. How often you apply the wax depends on how much wear the furniture receives.

## NOTICE

- \* Please make sure that you have all parts indicated before you begin assembly of this item
- \* This item should be assembled on a soft surface to prevent scratching the finish during assembly
- \* This item may require periodic tightening

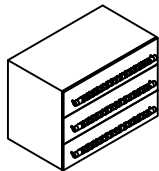
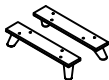





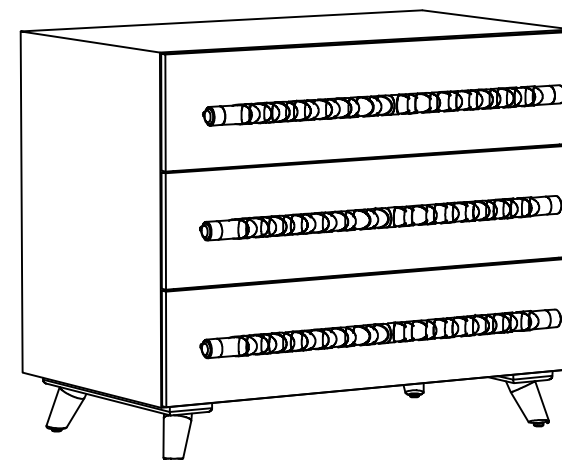
Model# CHS6602

Product Dimensions : 31.5"W X 18"D X 26.5"H

Weight Capacity (lbs) 40

## Part Lis and Hardware List

PIECE	DESCRIPTION	DESCRIPTION	QUANTITY
A	BOX		1 PCS
B	LEGS		2 PCS
H1	BOLT M6		8 PCS
H2	FLAT WASHER		8 PCS
H3	HEX KEY		1 PCS



## PREPARATION

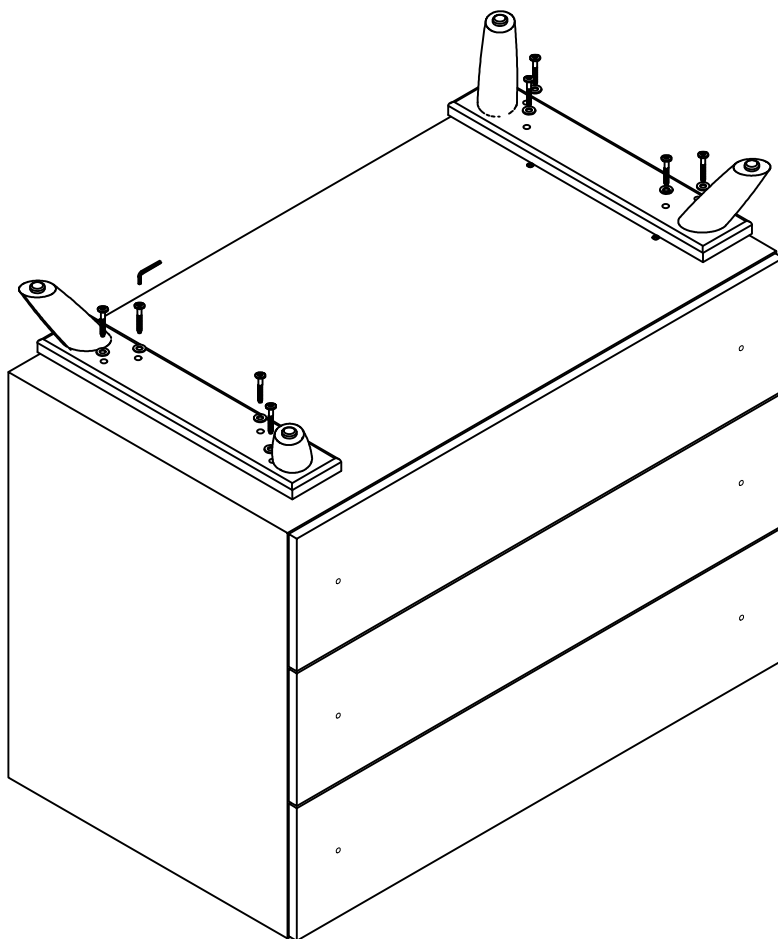
---

Before beginning assembly of product, make sure all parts are present. Compare parts with package contents list and hardware contents list.

If any part is missing or damaged, do not attempt to assemble the product.

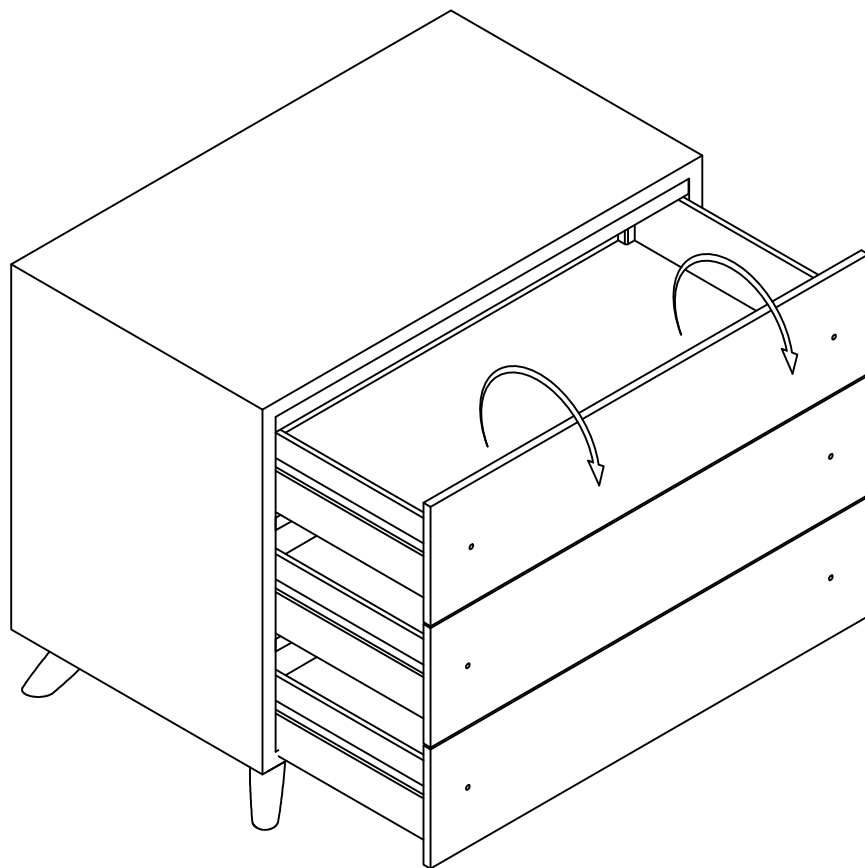
Estimated Assembly Time: 5 minutes.

Tools Required for Assembly (included): N/A




### Step 1

Put the box (A) upside down on the ground, screw in the Legs (B).



Step 2

Attach the handle in the front position



# SAFAVIEH FURNITURE

Model# CHS6602

Product Dimensions : 31.5"W X 18"D X 26.5"H

Weight Capacity (lbs) 40

- A .Belt
- B .Wall plug
- C. Long screw
- D. Rings
- E. Short screw

HARDWARE  
ANTI TIP KIT

## ANTI TIP KIT INSTALLATION

