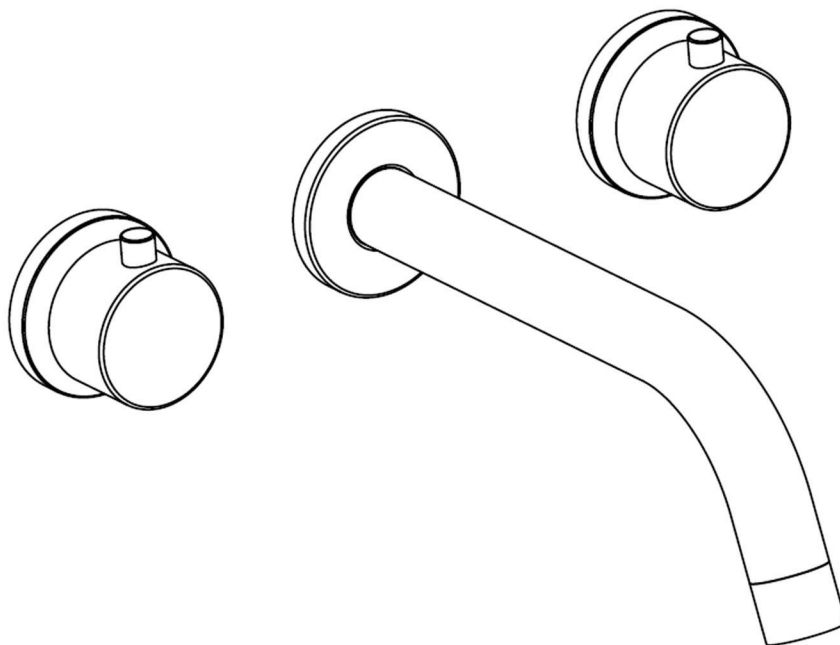


User's Manual



Installation Manual



IAPMO RESEARCH AND TESTING, INC.

5001 East Philadelphia Street, Ontario, California 91761-2816 • USA • 909-472-4100 • 909-472-4244 • www.iapmo.org



ANSI
AMERICAN NATIONAL
STANDARDS INSTITUTE
Product of the United States of America



IAPMO
RESEARCH AND TESTING, INC.



UPC
UNIVERSAL PRODUCT CODE



CERTIFICATE OF LISTING

IAPMO Research and Testing, Inc. is a product certification body which tests and reports sample taken from the subject's stock on the basis of a certificate of fitness to be used in accordance with the applicable American National Standards. This is a recognized and accepted certification of the supplier's factory and acceptance and is the representation of the supplier's Quality Assurance System. The listing is subject to the conditions on which the listing is issued and can only be used in accordance with any requirements or assurances by IAPMO Research and Testing, Inc. of the product manufacturer or Authorized Listing Jurisdiction.

This certificate is not evidence of current listing. To verify listing status, visit the IAPMO R&T Product Listing Directory at www.iapmo.org

Effective Date:	December 2019	-Rev. 2/24/2020-	Valid After: December 2024
Product:	Flexible Water Connectors		File No. 5311
Issued To:	Fankeli Group Inc. Mechanical & Electrical Industrial Estate, Yuhuan County, Yuhuan 317605, ZHEJIANG China		

Identification: Products will be marked with manufacturer's name or trademark, a statement "For use with water in accessible locations only". The products shall also bear the cUPC certification mark. Markings shall be by means of either a permanent mark on the product, a label on the product or a tag attached to the product.

Characteristics: Flexible water connectors manufactured in various sizes, lengths and metal end fittings for hot or cold water applications that consist of an inner tube, which may or may not have an outer braided cover. Connectors are to be installed for use in accessible locations only. To be installed in accordance with the manufacturer's instruction, the latest edition of the Uniform Plumbing Code and National Plumbing Code of Canada.

Products listed on this certificate have been tested by an IAPMO R&T recognized laboratory. This recognition has been granted based upon the



Chairman, Product Certification



CEO, The IAPMO Group

This listing represents a brand and the list of the month identified on the Effective Date and Valid After dates shown above. Any change in material manufacturing processes, marking or design without having first obtained the approval of the Product Certification Committee, and any other change in the listing information, shall be considered a change in the listing. Production of an certificate must be based on the following information may be made only by specific written authorization from IAPMO Research and Testing, Inc. Any alteration of this certificate will be treated as acceptance of the listing. This document shall be reproduced in its entirety.

IAPMO RESEARCH AND TESTING, INC.
5001 East Philadelphia Street, Ontario, California 91761-2816 • USA • 909-472-4100 • 909-472-4400 • www.iapmo.org

CERTIFICATE OF LISTING

IAPMO Research and Testing, Inc. is a product certification body which tests and inspects samples taken from the supplier's stock or from the market at a number of times in order to verify compliance with standards. This activity is coupled with periodic surveillance of the supplier's factory and warehouses as well as on the assessment of the supplier's Quality Assurance System. The listing is subject to the conditions set forth in the Standard Specification and is not an endorsement, acceptance or approval by IAPMO Research and Testing, Inc. of the product acceptance by Authorized Listing Authorities.

This certificate is not evidence of current listing. To verify listing status, visit the IAPMO RHT Product Listing Directory at pld.iapmo.org

Effective Date: November 2019

Valid After: November 2024

Product: Plumbing Fittings Fittings

File No. 10633

Issued To:
Apex Galleys Co., Inc.
11th-15th St. Blvd
International, Ontario
Sanitary City, 82800
Foshan,
China

Identification: Marking supply fittings complying with this Standard shall be marked with the manufacturer's recognized name, trademark, or other mark or, in the case of private labeling, the name, trademark or other mark of the customer for whom the fitting was manufactured. The marking shall be accomplished by use of a permanent mark or by placing a permanent label on the product. Markings on plumbing supply fittings shall be visible after installation.

Single-handle, single-control, and automatic compensating mixing bath and shower valves shall have identifiable temperature control settings in which the settings are identified by words ("cold", "warm", "hot", etc.), by numbers, or graphically.

Packages shall be marked with the manufacturer's name, trademark, or other mark as well as the model number or, in the case of private

Tom Collins
Chairman, Product Certification Committee

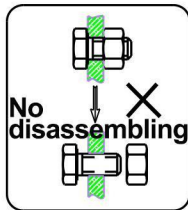
Ron Cherry
CEO, The IAPMO Group

This listing report is based on test results as of the date reported on the Effective Date and Valid After Date shown above. Any change in material, manufacturing process, marking or design without notice from the supplier is the responsibility of the Product Certification Committee, or any member of the committee, and is not an endorsement, acceptance or approval by IAPMO Research and Testing, Inc. of the product acceptance by Authorized Listing Authorities. Any change of reference to this report for reference purposes may be made only by the specific written permission of IAPMO Research and Testing, Inc. Any reduction of the certificate number for the goods for recognition of the listing. The certificate shall be reproduced in its entirety.

IAPMO RESEARCH AND TESTING, INC.
5001 East Philadelphia Street, Ontario, California 91761-2816 • USA • 909-472-4244 • www.iapmo.org

INSTALLATION STEPS

This product has been inspected and debugged by the factory to the best condition. Please do not disassemble and assemble it yourself.



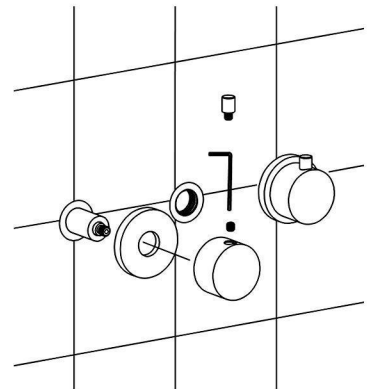
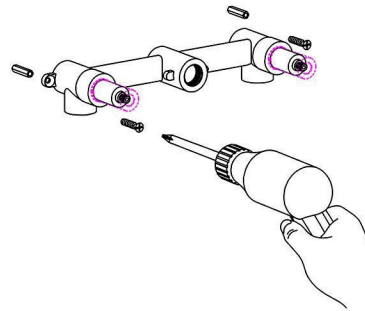
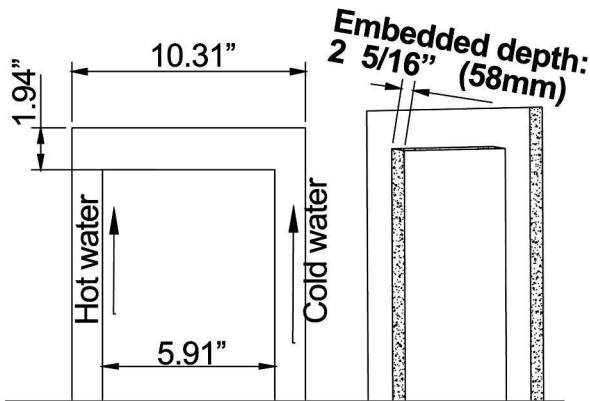
Before installing the product, please be sure to remove sundries and sludge from the water pipe to prevent sundries from blocking the product.



1. Build a groove in the wall.

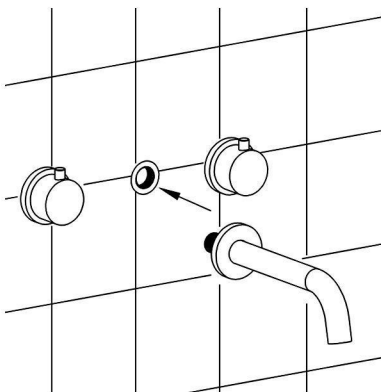
2. Fix the body with self-tapping screws.

3. Mount Cover and Rotor.

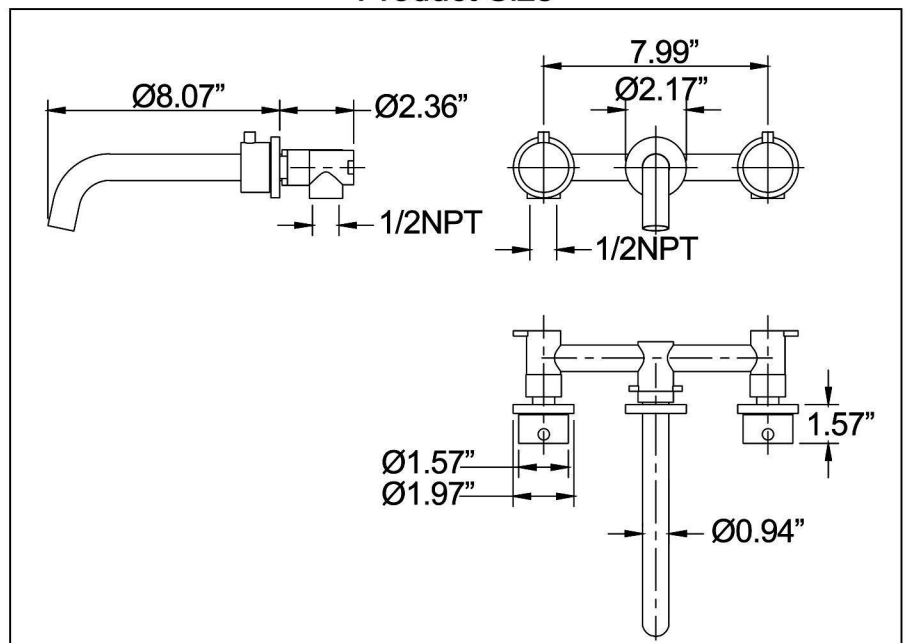


Note: depth of embedded box excavation
thickness of tiles to be reserved.

4. Install outlet pipe(Convolvle Teflon tape round screw).



Product Size



CLEANING CARE

In order to keep the appearance of product clean, bright and good performance, please take care of the product as follows;

1. Rinse with water only and dry with soft cotton cloth;
2. Use mild liquid and colorless glass cleaner to remove surface dirt and scale film, or use polish without abrasive effect;
3. Do not use abrasive detergent, polish, emery cloth, paper towel or scraper, etc;
4. Do not use acid cleaner, or cleaner and soap with insoluble gran etc;
5. In the process of use, mud may accumulate in the bubbler and make the water flow show, The bubbler can be unscrewed, rinsed with water, and then installed back in place.



