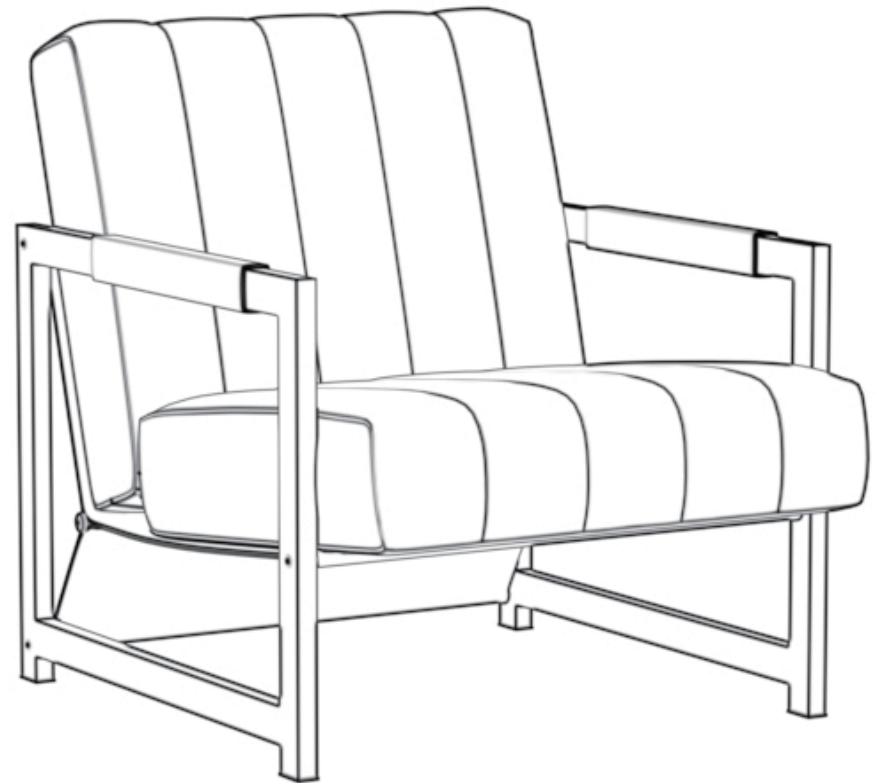


ASSEMBLY INSTRUCTIONS



www.artleon.com

Email: hello@artleon.com

5005 ONTARIO MILLS PARKWAY, ONTARIO CA 91761

GENUINE LEATHER CHAIR

MAINTENANCE FOR LEATHER PRODUCTS

Heavy metal sofa chair is upholstered with top grain cow leather which is imported from Brazil . Like a tree's age ,cowhide faithfully and accurately records the cow's life history that they have suffered trauma ,tussled with the same kinds and attacks by beasts. therefore, no two cow identical leather exist in the world .Real leather has natural pores and grain, feels plumpy and elastic.

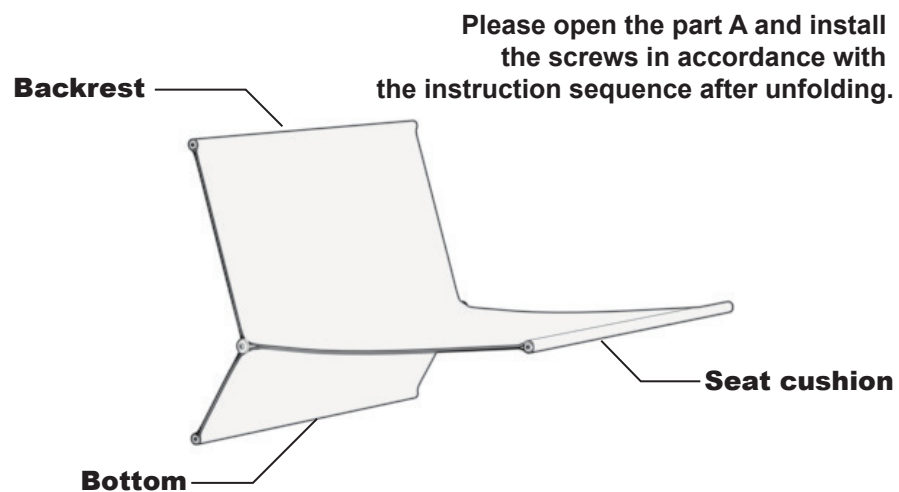
About this vintage leather effect, please note the followings:

- 1**.To ensure that the room has good air ventilation,
too dry or damp will accelerate leather aging.
 - 2**.Don't put leather items in the place under the direct sunlight ,
and don't put it near to excessive heat sources, it would harden and faded.
 - 3**.Don't rub leather with a sharp hard objects;
To avoid oil , penpoints, ink and so on to get item dirty.
 - 4**.Don't use alcohol to wipe when cleaning leather items,
that will also make leather fade quickly
 - 5**.Keep leather dry. In order to avoid white leather spots to appear ,
leather items must be dry immediately when it gets wet ,
also can't place a damp cloth onto the leather surface for a long time.
 - 6**.Please do regular cleanings to leather which is not in use for a long time ;
Cleaning Code is "X",which means:Do not clean with either water- or solvent-based
cleaner. Use vacuuming or light brushing only.
 - 7**.Keep leather dust free, test any leather cleaner in an inconspicuous spot before using.
 - 8**.Each leather item upholstered by natural leather cover entirely is including several
different sides & different area may be used by different grade of leather.Such as
Grade-A are for the top of seat cushion,front of back cushion and top of armrest,
Grade-B & Grade-C are for some inessential sides,E.g. the underneath of the cushion
and backside of the items,where if with a little defect or sore its belong to the
natural leather's feature but not quality problem.
-

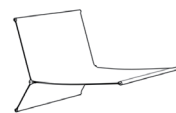
1



Ax1



2



Ax1

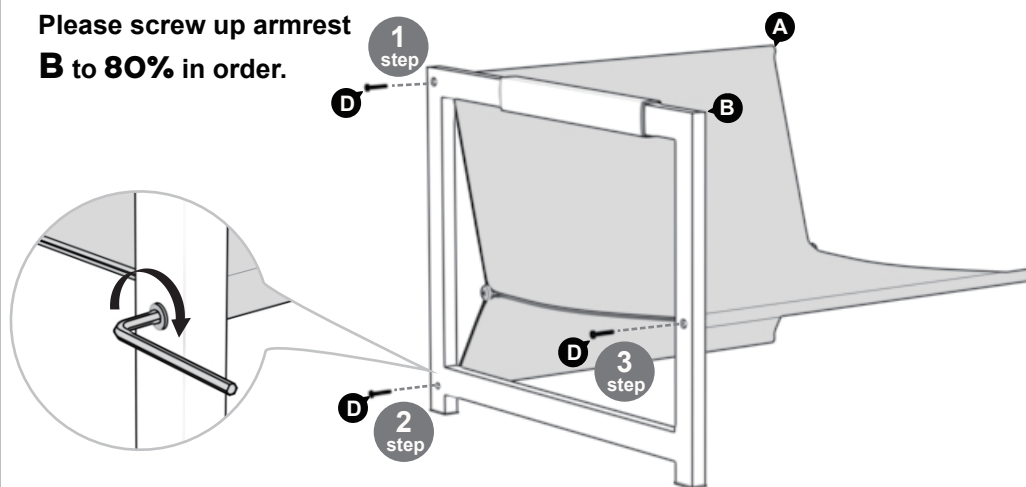


Bx1 LEFT



Dx3

Please screw up armrest B to 80% in order.



3

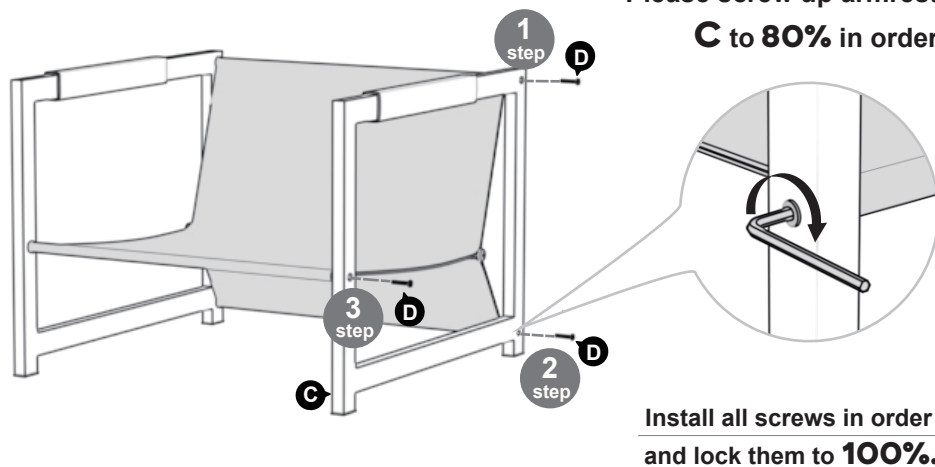


Cx1 RIGHT



Dx3

Please screw up armrest C to 80% in order



4

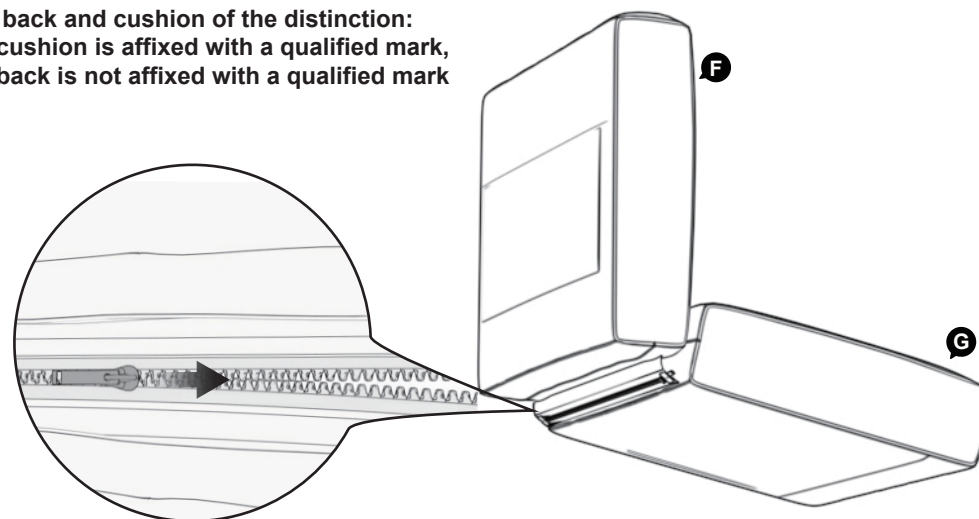


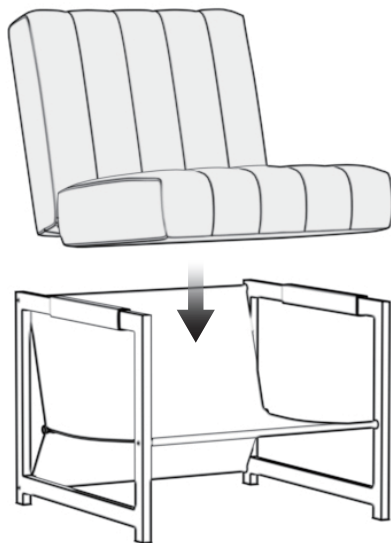
Fx1



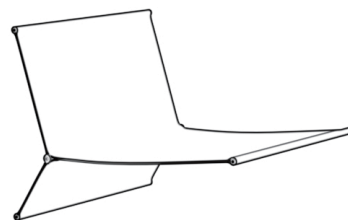
Gx1

The back and cushion of the distinction: the cushion is affixed with a qualified mark, the back is not affixed with a qualified mark

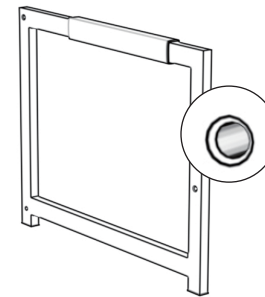




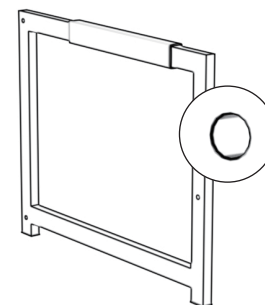
SPARE PARTS



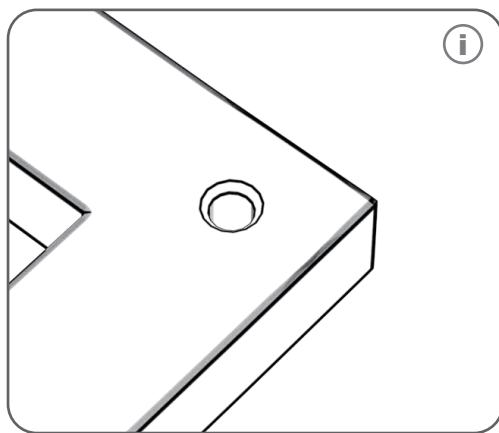
Ax1



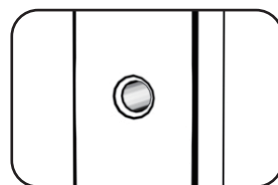
Bx1 LEFT



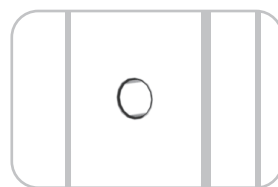
Cx1 RIGHT



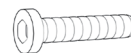
The sinking direction of the hole is the direction of mounting screws. The flat hole cannot be installed.



Screws can be installed on this side



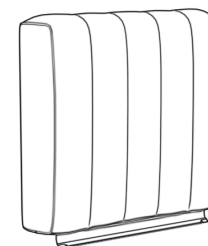
Screws cannot be installed on this side



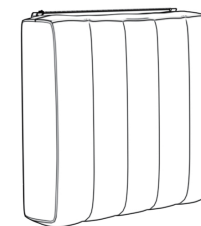
Dx6



Ex1



Fx1



Gx1