

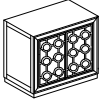


CARE AND MAINTENANCE

Wipe clean with a soft, dry cloth. The seat board can be cleaned with a mild cleaner. Test the cleaning method on a hidden area before using them over the entire area.

NOTICE

- * Please make sure that you have all parts indicated before you begin assembly of this item.
- * This item should be assembled on a soft surface to prevent scratching the finished product during assembly.
- * This item may require periodic tightening.
- * Do not tighten bolts until completely assembled.

Part List and Hardware List

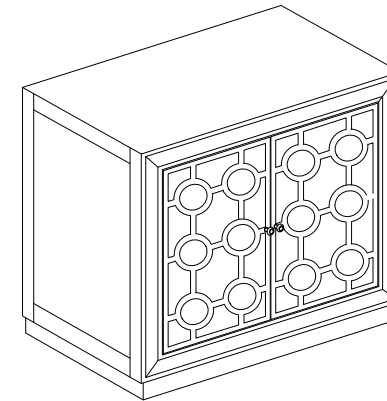
Piece	Description	Picture	Quantity
A	CABINET		1 X
HW1	HANDLE		2 X
HW2	BOLT 5/32"-32* 30mm		2 X

Notice: HW1, HW2 packed at the bottom of this chest.


 **SAFAVIEH**
FURNITURE

Model# CHS6404

Product Dimensions: 31-7/8"W*16"D*29"H.



Weight Capacity : 25 lbs on top of the product
Warning : Do not stand on the product
Warning : Do not over torque bolts



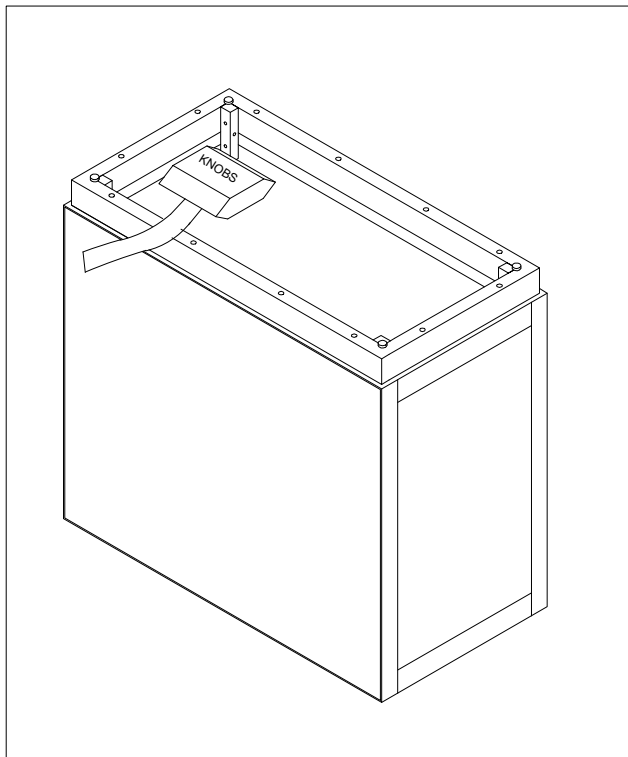
CAUTION: Use of power tools and general overtightening of knobs and pulls can result in unwarranted damage. Always assemble with the assistance of hand tools.

PREPARATION

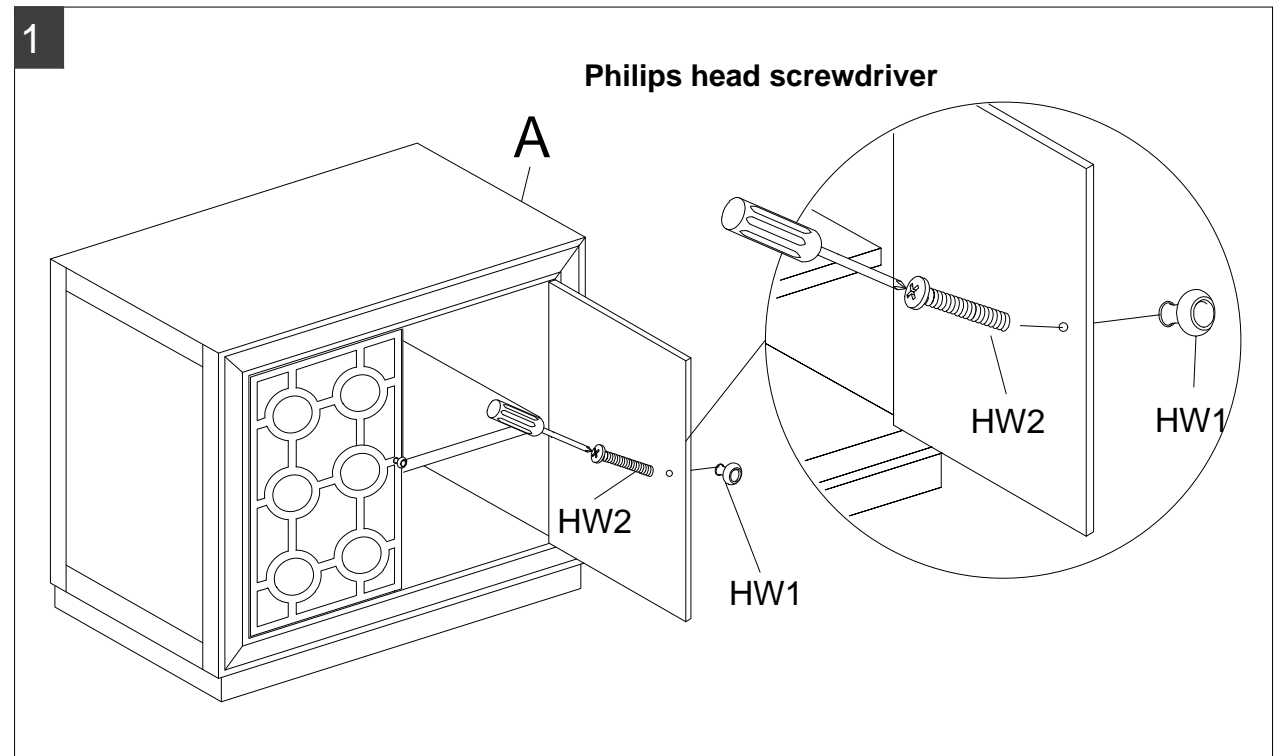
Before beginning assembly of product, make sure all parts are present. Compare parts with package contents list and hardware contents list. If any part is missing or damaged, do not attempt to assemble the product.

Estimated Assembly Time: 5 minutes.

Tools Required for Assembly : Philips head screwdriver (not included)



Notice:
SET OF KNOBS AT THE BOTTOM OF THIS CHEST.



Step 1.

Attach the 2*Handles (HW1) with on the 2 doors, Use Phillips head screwdriver (tool is not included) to lock with 2*Bolts (HW2), as picture.
Assembly is completed.