

# NOTICE

\*Please make sure that you have all parts indicated and they are in good condition before you begin assembly of this item. Refer to part list and hardware list below for guidance.

\*This item should be assembled on a soft surface to prevent scratching the finish during assembly.

\*This item may require periodic tightening.

\*If you are having difficulty, our friendly Customer Care team is always here to help. Please email [customersupport@safavieh.com](mailto:customersupport@safavieh.com)

## PREPARATION

\*Before beginning assembly of product, make sure all parts are present. Compare parts with part contents list and hardware contents list.

\*If any part is missing or damaged, do not attempt to assemble the product.











\*EstimatedAssemblyTime:30minutes.

\* ToolsRequiredforAssembly(included):AllenKey

## CARE AND MAINTENANCE

\*Store outdoor furniture indoors or cover well when not in use. Remove wooden furniture from standing water. Dust regularly with small brush or vacuum. Spills should be taken care of immediately before they harden or stain with a slightly dampened sponge.

### Part List and Hardware List

PIECE	DESCRIPTION	PICTURE	QUANTITY
A	Chair		2
B	Chair leg		4
C	Cushion		4
D	Table Top		2
E	Table Leg		1
F	Table Glass		1
HW1	Hexagon Socket Screw 6x0.5x150		8
HW2	Hexagon Socket Screw 6x0.5x300mm		4
HW3	Flat Washer 6mm		12
HW4	Allen Key		1

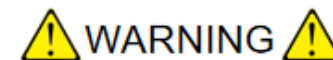



**ITEM NO.:PAT9014**

**ProductDimensions:**

**Chair: W24"\*D23.6"\*H30.2"**

**Cofee Table: \$ 20.1"\*H20.1"**



**Weight Capacity:**

**1Seater:220LBS**

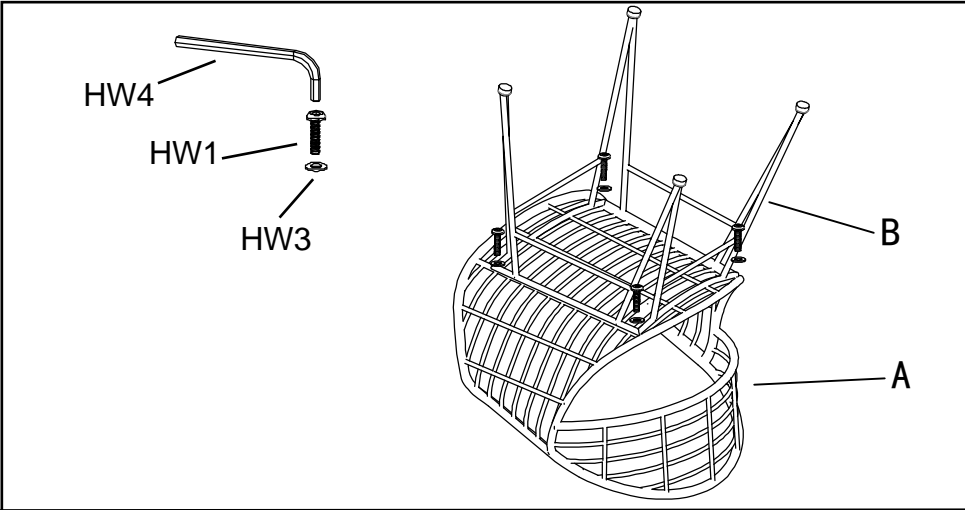
**Table:110LBS**

**Warning: Do not stand on item**

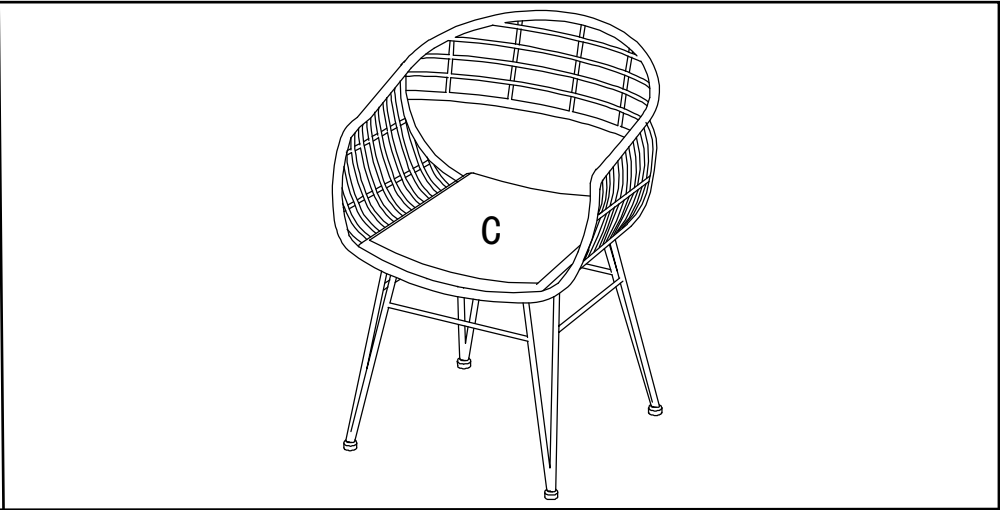
**Warning: Do not over torque bolts**

# PREPARATION

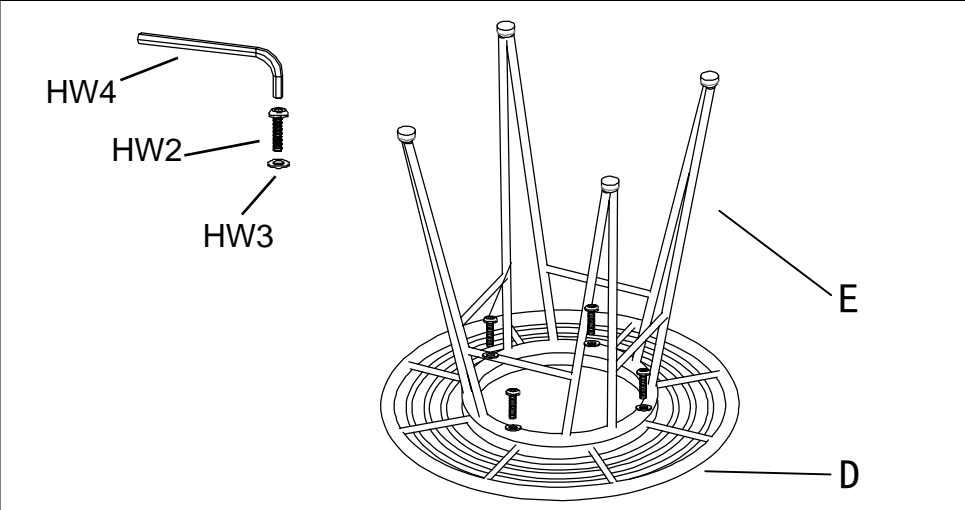
- \*Before beginning assembly of product, make sure all parts are present. Compare parts with part contents list and hardware contents list.
- \*If any part is missing or damaged, do not attempt to assemble the product.
- \*Estimated Assembly Time: 30 minutes.
- \*Tools Required for Assembly (included): Allen Key
- \*If you are having difficulty, our friendly Customer Care team is always here to help. Please email [customersupport@safavieh.com](mailto:customersupport@safavieh.com)
- \*Gradually tighten bolts in a star pattern: tighten one bolt and then the one opposite from it until all bolts are tightened.



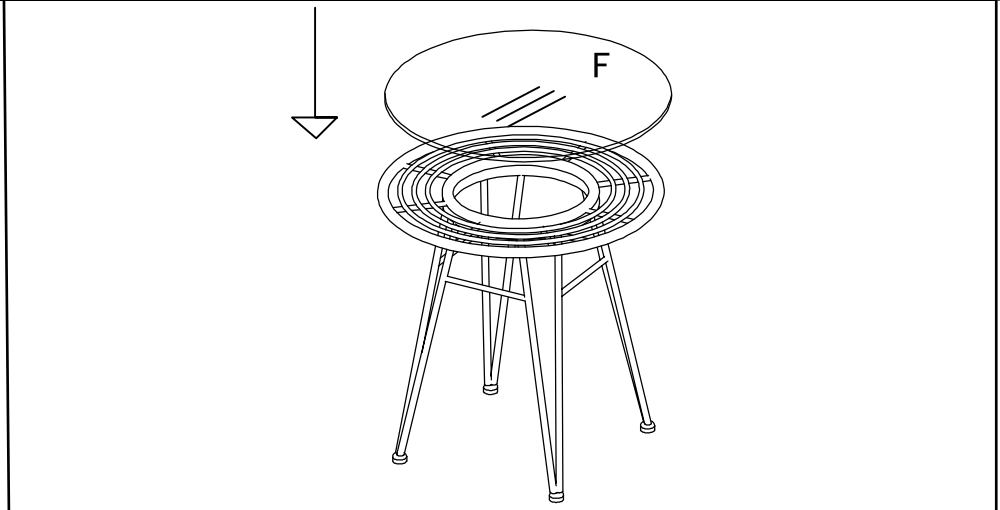
STEP1:  
Assemble the chair leg(B) to the chair(A),  
using bolt and washer(HW1&HW3) and Allen key(HW4).



STEP2:  
Put the table cushion(C) to the chair.



STEP3:  
Assemble the table leg(E) to the table top(D),  
using bolt and washer(HW3&HW2) and Allen key(HW4).



STEP4:  
Put the table glass(F) to the table top.