

## PREPARATION

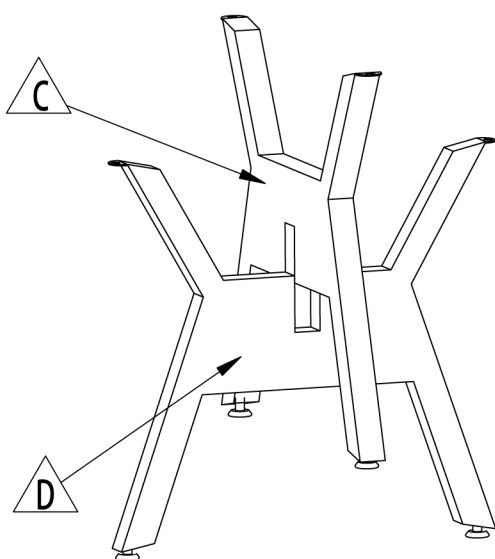
Before beginning assembly of product, make sure all parts are present. Compare parts with package contents list and hardware contents list.

If any part is missing or damaged, do not attempt to assemble the product.

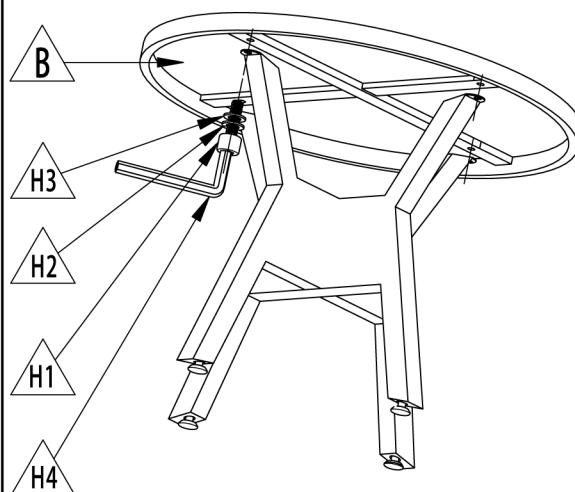
Estimated Assembly Time: 8 minutes.

Tools Required for Assembly(included):Allen Key

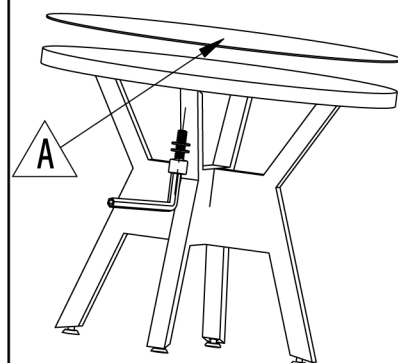
1



2



3



Step1

Use LEG-1(D) 1EG-2(C)  
Two legs are at a 90  
degress cross together

Step2

Make sure the hole of Table  
top(B) and hole of LEG-1(D),  
LEG-2(C) are aligned  
Using allen bolt(H1) spring  
washer(H2), flat washer  
(H3), Tighten with allen key(HG4)

Step3

Put the glass(A)  
on the table