

## CARE AND MAINTENANCE











Spot clean using a mild water-free solvent. Only a professional cleaner should undertake a complete overall cleaning.

The use of steam or water-based cleaners may cause excessive shrinking or staining.

## NOTICE

- \* Please make sure that you have all parts indicated before you begin assembly of this item
- \* This item should be assembled on a soft surface to prevent scratching the finish during assembly y
- \* This item may require periodic tightening

### Part List And Hardware List

PIECE	DESCRIPTION	PICTURE	QUANTITY
A	Chair Seat		2
B	Front Chair Leg	 ø45*310	4
C	Rear Chair leg	 ø45*320	4
D	Back cushion		2
E	Seat cushion		2
F	Table Top		1
G	Table Glass		1
H	Table Leg		4
HW1	Bolt and washer M6x15		32
HW2	Allen Key	 M6*15	1



### ITEM NO.:PAT9016

ProductDimensions:


Chair: W30.7"\*D34.3"\*H33.1"

Cofee Table: \$ 23.6\*H18.5"

Weight Capacity:

Chair: 220lbs

Table: 110lbs



## **PREPARATION**

Before beginning assembly of product, make sure all parts are present. Compare parts with package contents list and hardware contents list. If any part is missing or damaged, do not attempt to assemble the product.

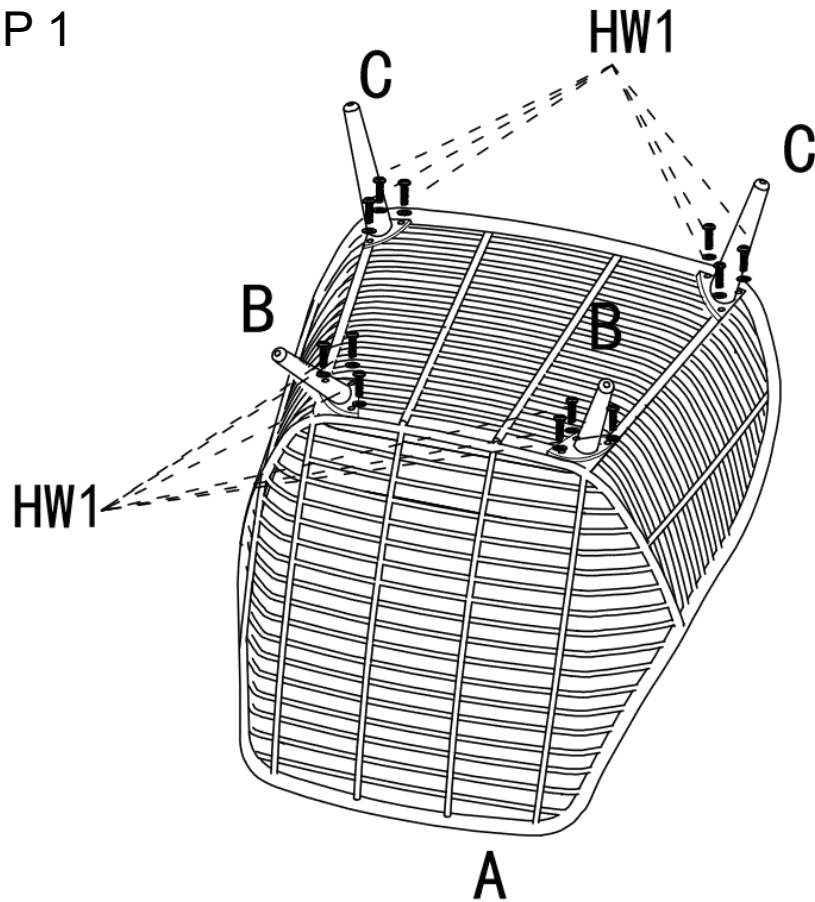
Estimated Assembly Time: 45 minutes.

Tools Required for Assembly (included): Allen Key

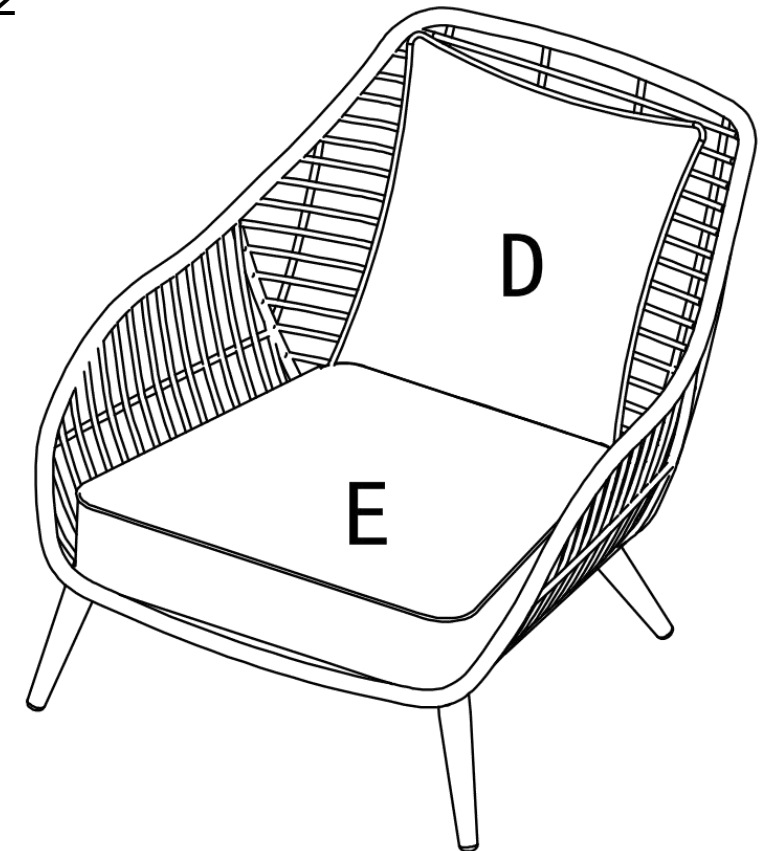
Do not fully tighten bolts until assembly is complete.

### Chair Assemble

#### STEP 1



#### STEP 2



## **PREPARATION**

Before beginning assembly of product, make sure all parts are present. Compare parts with package contents list and hardware contents list. If any part is missing or damaged, do not attempt to assemble the product.

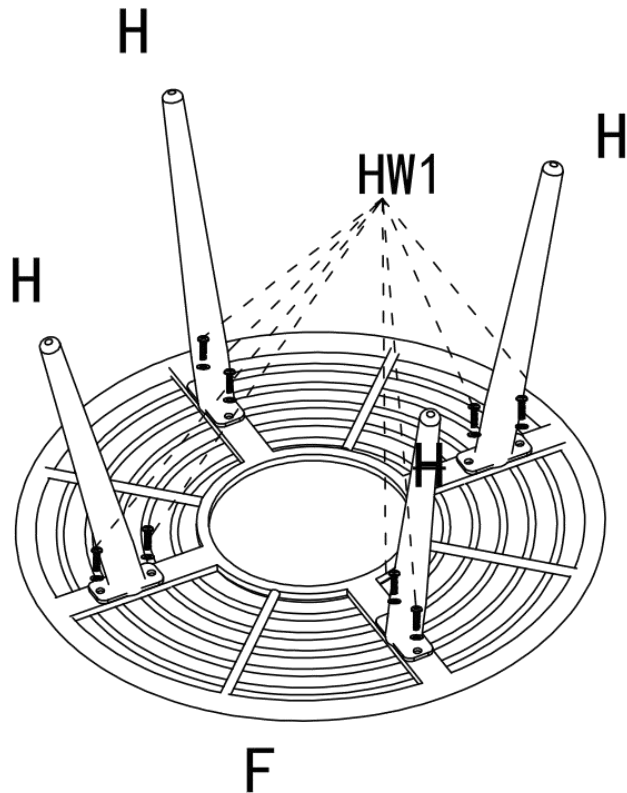
EstimatedAssemblyTime: 45 minutes.

Tools Required forAssembly(included):Allen Key

Do not fully tighten bolts until assembly is complete.

### Table Assemble

#### STEP 1



#### STEP 2

