

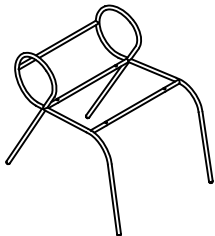




## CARE AND MAINTENANCE

Wipe clean with a soft, dry cloth. Test the cleaning method on a hidden area before using them over the entire area.

## NOTICE

- \* Please make sure that you have all parts indicated before you begin assembly of this item.
- \* This item should be assembled on a soft surface to prevent scratching the finished product during assembly.
- \* This item may require periodic tightening.
- \* Do not tighten bolts until completely assembled.


## Part List and Hardware List

PIECE	DESCRIPTION	PICTURE	QUANTITY
A	Iron Base		1x
B	Cushion		1x
HW1	Flat Washer	 1/4" x 1/2"	4x
HW2	Hex Socket Bolt	 1/4"-20 x 1-3/4"	4x
HW3	Allen Key	 M4	1x

# SAFAVIEH FURNITURE

Model# ACH6207

Product Dimensions: 18-3/4"W x 24-1/2"D x 34"H



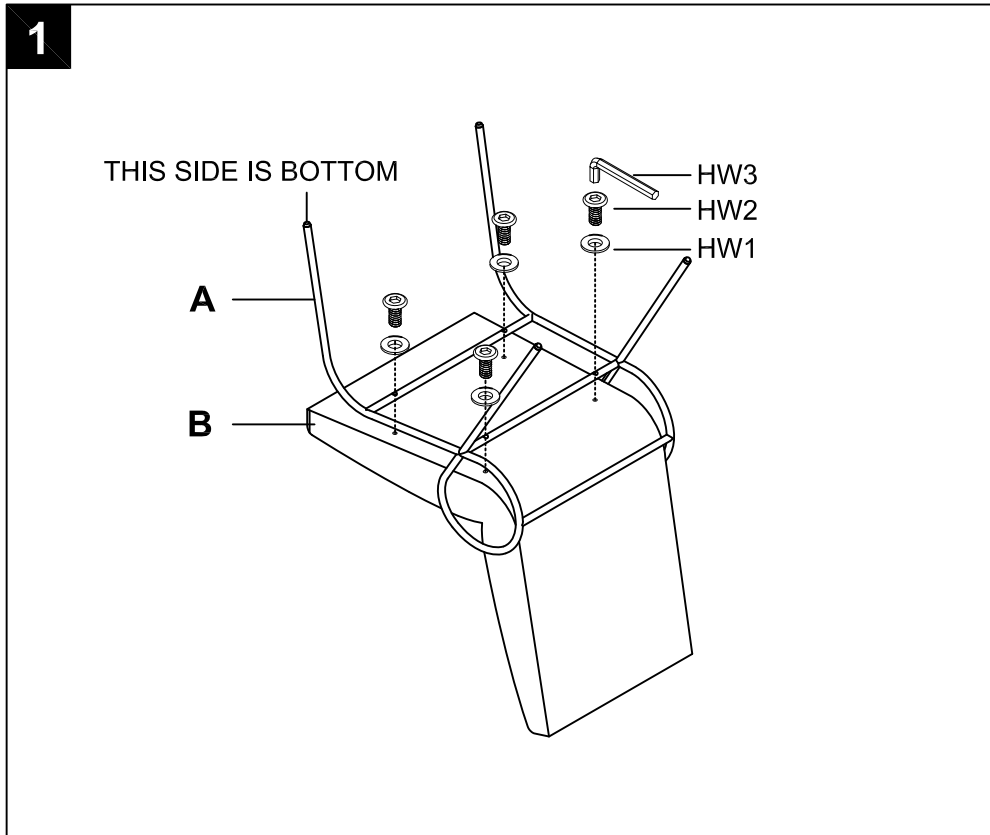
Weight capacity : 275 lbs  
WARNING : DO NOT STAND ON THE PRODUCT  
WARNING : DO NOT OVER TORQUE BOLTS

## PREPARATION

Before beginning assembly of product, make sure all parts are present. Compare parts with package contents list and hardware contents list.  
If any part is missing or damaged, do not attempt to assemble the product.


Estimated Assembly Time: 15 minutes.

Tools Required for Assembly (included): Allen Key



### Step 1

Turn the Iron Base (A) & Cushion (B) upside down, Attach the Iron Base (A) to underneath of seat Cushion (B) and aligning screw holes. Using Allen Key (HW3) to lock with 4\*Hex Socket Bolts (HW2) with 4\*Flat Washers (HW1).



### Step 2

Straighten up the assembled product, Assembly is completed.