

CARE AND MAINTENANCE

Spot clean using a mild water-free solvent. Only a professional cleaner should undertake a complete overall cleaning.

The use of steam or water-based cleaners may cause excessive shrinking or staining.


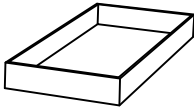
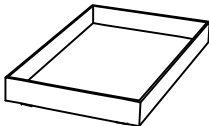

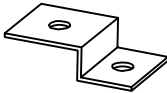

NOTICE

* Please make sure that you have all parts indicated before you begin assembly of this item

* This item should be assembled on a soft surface to prevent scratching the finish during assembly

* This item may require periodic tightening.


Part List and Hardware List

PIECE	DESCRIPTION	PICTURE	QUANTITY
A	LEG FRAME		1X
B	SMALL TRAY		1X
C	LARGER TRAY		1X
HW1	BOLT	 Ø6x15	16X
HW2	FLAT WASHER		8x
HW3	ALLEN KEY	 Ø6x60	2x

 **SAFAVIEH**
OUTDOOR

Model# PAT1508A

Product Dimensions: 15.74"W x 27.56"L x 39.37" H




PREPARATION

Before beginning assembly of product, make sure all parts are present. Compare parts with package contents list and hardware contents list.
If any part is missing or damaged, do not attempt to assemble the product.

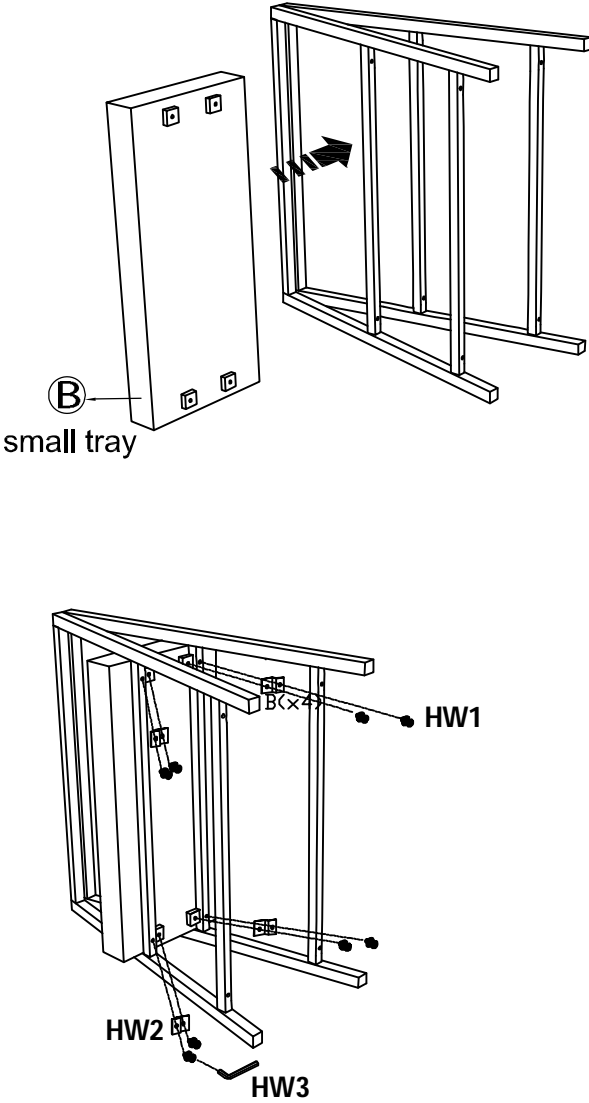
Estimated Assembly Time: 10 minutes.

Tools Required for Assembly (included): Allen Key

STEP1




STEP2





H1

H2

H3







x8

x4

x2

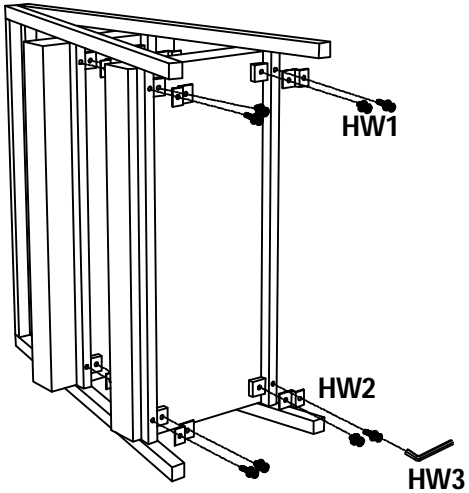
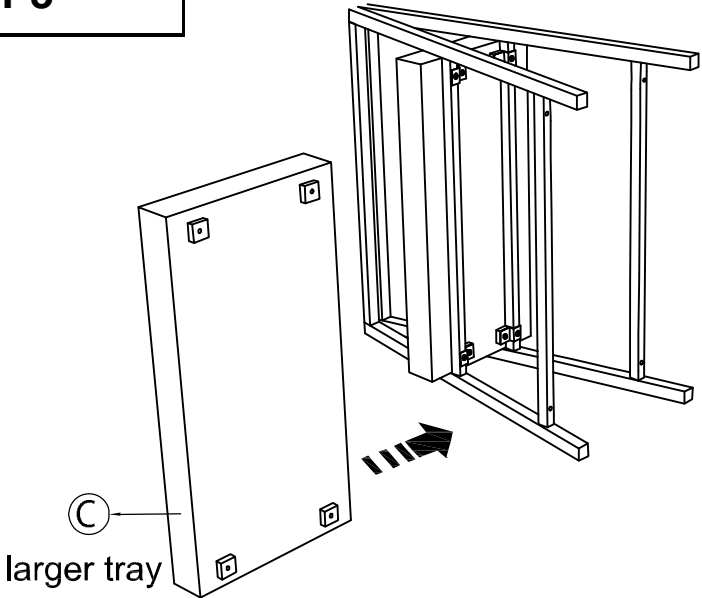
PREPARATION




Before beginning assembly of product, make sure all parts are present. Compare parts with package contents list and hardware contents list.
If any part is missing or damaged, do not attempt to assemble the product.

Estimated Assembly Time: 10 minutes.

Tools Required for Assembly (included): Allen Key

STEP3



H1		x8
H2		x4
H3		x2

STEP4

