

Care and Maintenance

Dust with a soft, dry cloth. Do not use abrasive cleaner. To clean mirror, spray a small amount of glass cleaner onto a lint-free cloth and wipe mirror clean.

Notice

* Please make sure that you have all parts indicated before you begin assembly of this item

* This item should be assembled on a soft surface to prevent scratching the finish during assembly

* This item may require periodic tightening









Model # FOX2588

Product Dimensions: 47"Wx23.6"D x 29.5"H

Weight Capacity: 50lbs

Part List and Hardware List

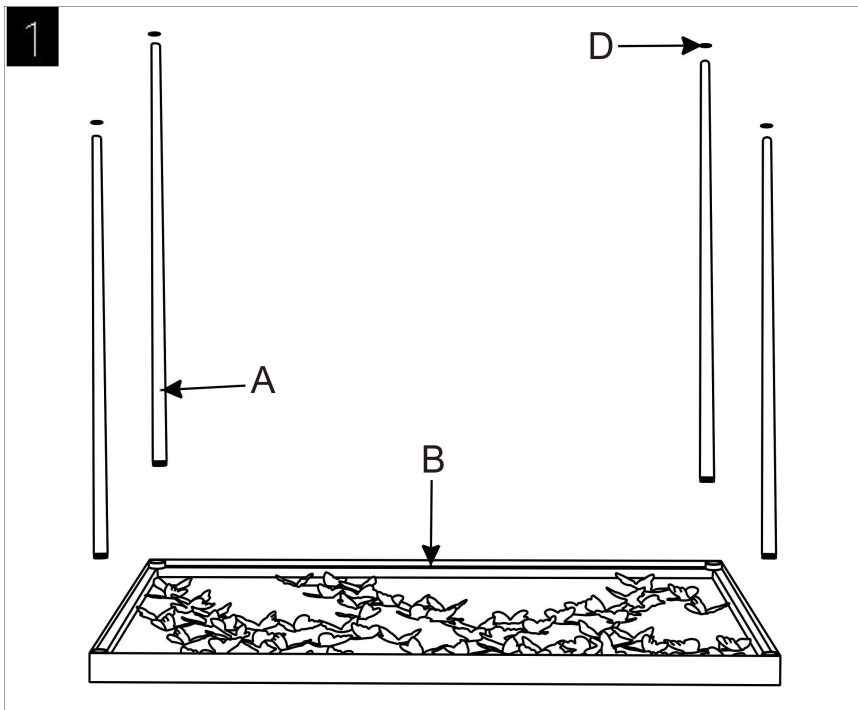
Piece	Description	Picture	Quantity
A	Legs		4X
B	Top Frame		1X
C	Glass Top		1 X
D	Felt Pad		4 X
E	Rubber Mat		6x



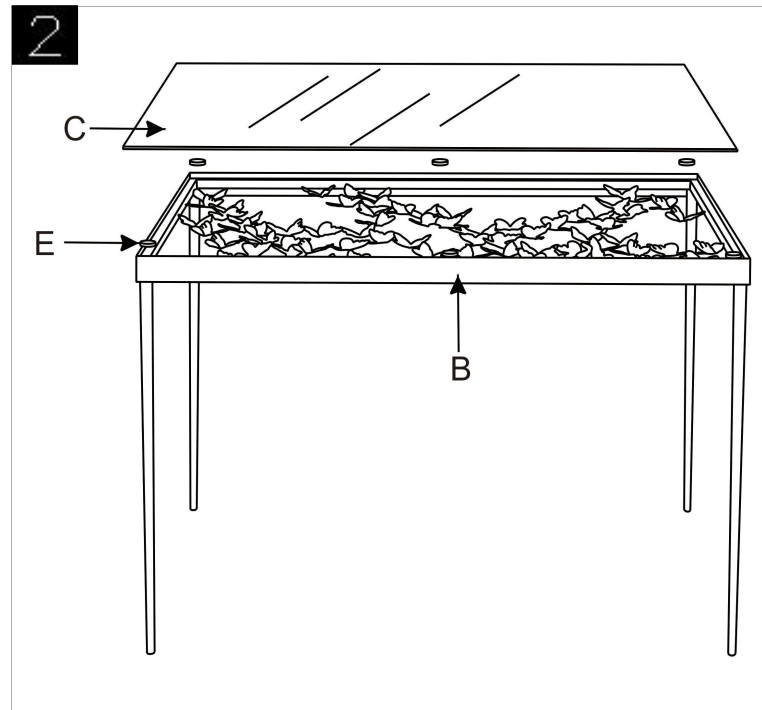
Preparation

Before beginning assembly of product, make sure all parts are present. Compare parts with package contents list and hardware contents list. If any part is missing or damaged, do not attempt to assemble the product.

Estimated Assembly Time: 10 minutes.



Step 1
Assemble the Legs(A) Top frame(B) together
as the above picture.



Step 2
Carefully place the Glass Top (C)