

## NOTICE

\* Please make sure that you have all parts indicated and they are in good condition before you

begin assembly of this item. Refer to part list and hardware list below for guidance.

\* This item should be assembled on a soft surface to prevent scratching the finish during assembly.

\* This item may require periodic tightening.

\* If you are having difficulty, our friendly Customer Care team is always here to help.

Please email [customersupport@safavieh.com](mailto:customersupport@safavieh.com).

## PREPARATION

\* Before beginning assembly of product, make sure all parts are present. Compare parts with part contents list and hardware contents list.

\* If any part is missing or damaged, do not attempt to assemble the product.

\* Estimated Assembly Time: 10 minutes.







\* Tools Required for Assembly (included): Allen Key

## CARE AND MAINTENANCE

### LEATHER AND SUEDE CARE:

Leather surfaces on Safavieh Furniture should be dusted regularly with a dry or slightly damp soft cloth. Avoid using saddle soap or other cleaners. Leather desks and tabletops have a lacquer coating; therefore they can be lightly waxed. Suede surfaces should only be cleaned with a dry, stiff brush. Exposure to liquid spills should be avoided since suede cannot be washed or cleaned like leather. It is 100% Safavieh Bicast Leather.

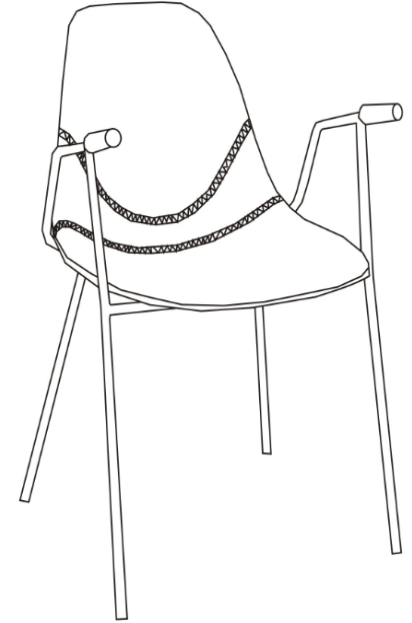
### Part List and Hardware List

PIECE	DESCRIPTION	PICTURE	QUANTITY
A	SEAT		1X
B	Base		1X
HW1	Socket Screws 6 x 0.5 x 15 MM		2X
HW2	Allen key		1X
HW3	Arms		2X
HW4	Socket Screws 6 x 0.5 x 18 MM		2X

 **SAFAVIEH**  
FURNITURE

Model# DCH3001-SET2

Product Dimensions: 20.5"W x 21.5"D x 32"H



**Weight Capacity: 275 lbs**

**WARNING: DO NOT STAND ON CHAIR**

**WARNING: DO NOT OVER TORQUE BOLTS/SCREWS**



## PREPARATION

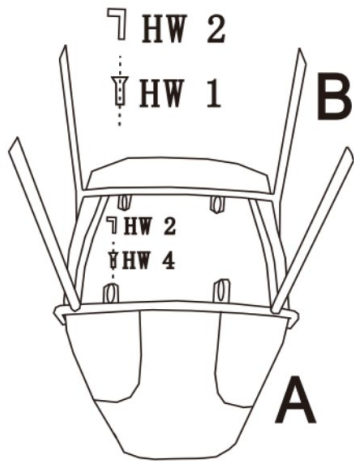
\* Before beginning assembly of product, make sure all parts are present. Compare parts with part contents list and hardware contents list.

\* If any part is missing or damaged, do not attempt to assemble the product.

\* Estimated Assembly Time: 10 minutes.

\* Tools Required for Assembly (included): Allen Key

\* If you are having difficulty, our friendly Customer Care team is always here to help. Please email [customersupport@safavieh.com](mailto:customersupport@safavieh.com)

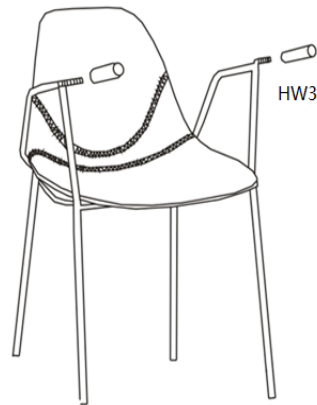


### Step 1

Align the base (B) onto the bottom of seat(A) as pictured.

Use allen key "HW2" to lock the 2 screws "HW1".

Use allen key "HW2" to lock the 2 screws "HW4".



### Step 2

Tighten the arms "HW3" with frame as picture

