









CARE AND MAINTENANCE

Spot clean using a mild water-free solvent. Only a professional cleaner should undertake a complete overall cleaning.
The use of steam or water-based cleaners may cause excessive shrinking or staining.

NOTICE

- * Please make sure that you have all parts indicated before you begin assembly of this item
- * This item should be assembled on a soft surface to prevent scratching the finish during assembly
- * This item may require periodic tightening

Part List and Hardware List

PIECE	DESCRIPTION	PICTURE	QUANTITY
A	Seat		1X
B	Chassis		1X
C	Pedal		1X
D	Air Bolt Pole		1X
HW1	Split Lock Washer(M8)		4X
HW2	Flat Washer(M8)		4X
HW3	Socket Screws 8*1.25*30MM		4X
HW4	Allen Key		1X


The base and hardware are located around the chair

SAFAVIEH COUTURE

SFV4709

Dimensions:21.26"WX24.41"DX36.02"H~44.1"H

Weight Capacity: 275 lbs



WARNING: DO NOT STAND ON CHAIR

WARNING: DO NOT OVER TORQUE WASHER/SCREWS

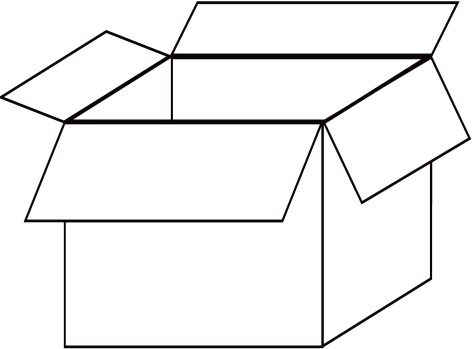
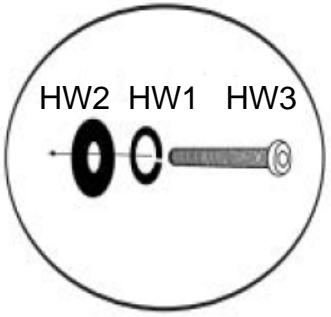
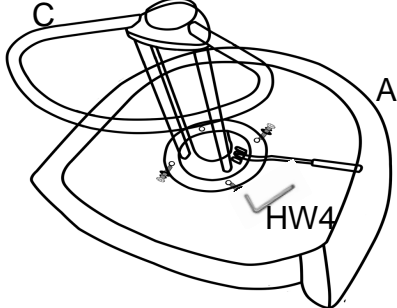
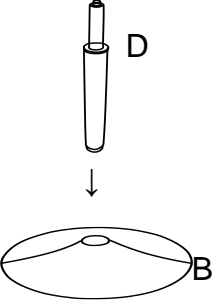
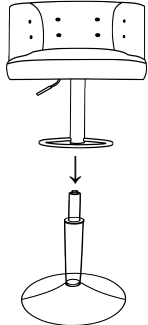
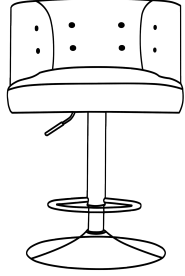
PREPARATION

Before beginning assembly of product, make sure all parts are present. Compare parts with package contents list and hardware contents list.

If any part is missing or damaged, do not attempt to assemble the product.

Estimated Assembly Time: 10 minutes.

Tools Required for Assembly (included): Allen key

		
<p>STEP1 OPEN THE CARTON BOX AND TAKE OUT BASE AND HARDWARE</p>	<p>STEP2 PUT THE WASHERS ON THE SCREW IN THE ORDER SHOWN IN THE PICTURE</p>	<p>STEP3 INSERT THE PEDAL AND SCREW IN THE SCREW. REPEAT THE SAME STEPS FOR THE OTHER THREE.</p>
		
<p>STEP4 PUT THE AIR BOLT POLE INTO THE CHASSIS WOLE, IT WILL CONNECT FIRMLY ONCE SOMEONE SITS AFTER FINISHED</p>	<p>STEP5 PUT THE FINISHED PART OF STEP3 AND STEP4 TOGETHER, IT WILL CONNECT FIRMLY ONCE SOMEONE SITS AFTER FINISHED</p>	<p>STEP6 FINISHED.</p>
<p>The base and hardware are located around the chair</p>		