

CARE AND MAINTENANCE

Leather surfaces on Safavieh Furniture should be dusted regularly with a dry or slightly damp soft cloth. Avoid using saddle soap or other cleaners. Leather desks and tabletops have a lacquer coating, therefore they can be lightly waxed. Suede surfaces should only be cleaned with a dry, stiff brush. Exposure to liquid spills should be avoided since suede cannot be washed or cleaned like leather. 100% Safavieh Bicast Leather.





NOTICE

* Please make sure that you have all parts indicated before you begin assembly of this item

* This item should be assembled on a soft surface to prevent scratching the finish during assembly

* This item may require periodic tightening

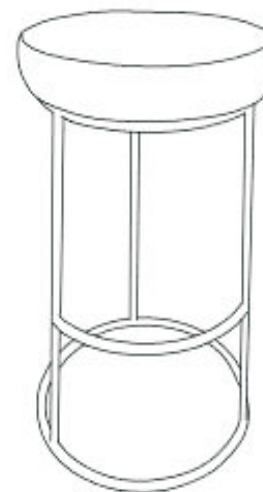
Part List and Hardware List

PIECE	DESCRIPTION	PICTURE	QUANTITY
A	SEAT		1X
B	Iron frame		1X
HW1	Hex bolt 4x1x16MM		3X
HW2	Allen key M6		1X

 **SAFAVIEH**
F U R N I T U R E

Model# BST7506

Product Dimensions:W16.9"XD16.9"XH29.2"



WARNING:
WEIGHT CAPACITY 220 LBS.
NO NOT STAND ON CHAIR

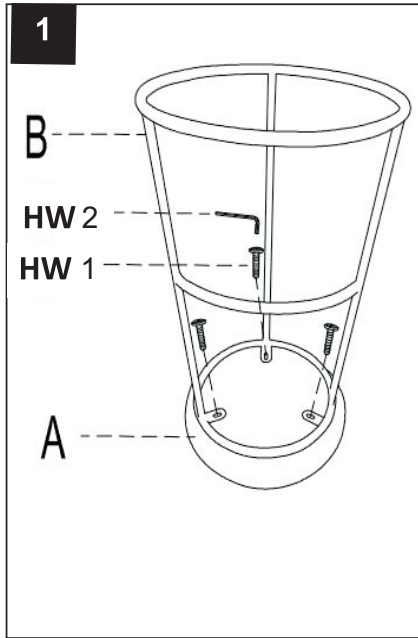
PREPARATION

Before beginning assembly of product, make sure all parts are present. Compare parts with package contents list and hardware contents list.

If any part is missing or damaged, do not attempt to assemble the product.

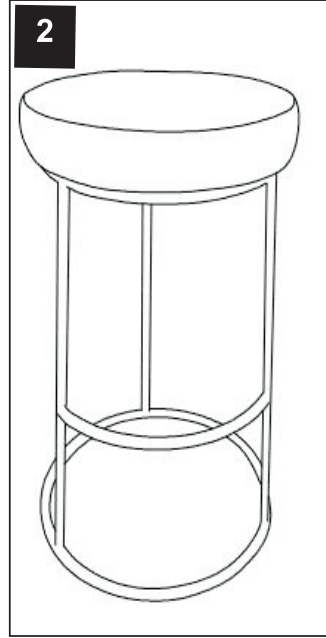
Estimated Assembly Time: 5 minutes.

Tools Required for Assembly (included): Allen Key



Step 1

Pls put the Iron frame(B) in the bottom of seat (A) as picture, then use the Allen Key(HW2) to fix with Hex bolts(HW1).



Step 2

Assembled finishing as picture showed.