



ASSEMBLY INSTRUCTION
ITEM NO.: 194S9734BK/DB-2
LOVESEAT



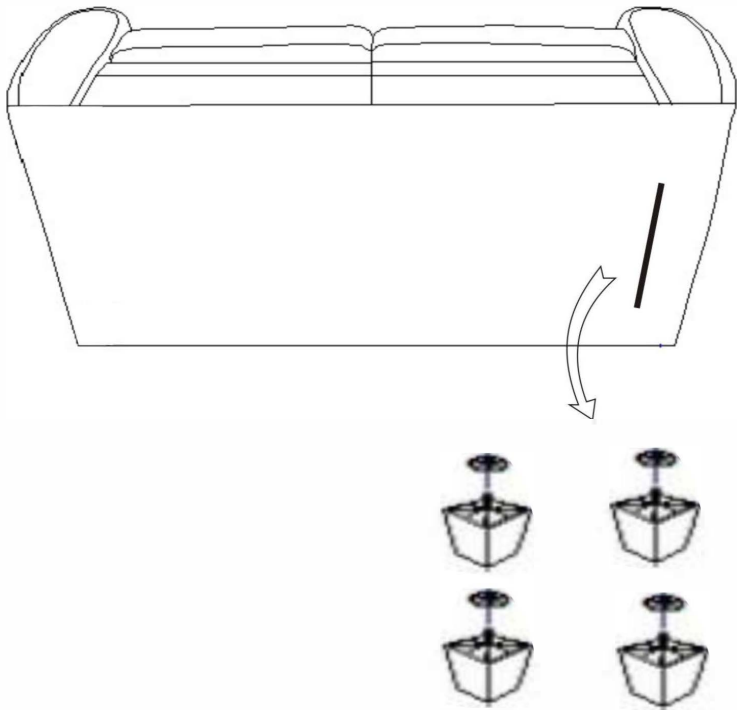
Legs are stored at the bottom of sofa,
please take out the legs for assembly

Note:Do not use power tools for assembly.Power tools increase the
risk of over tightening which lead to splitting or cracking the wood

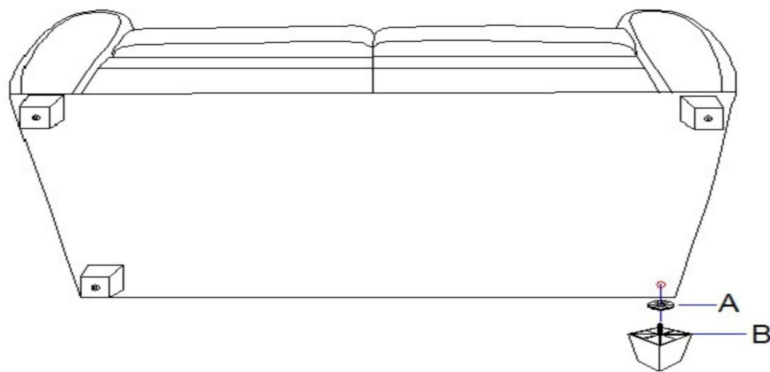
Component list

NO	DRAWING	QTY	DESCRIPTION
A		4	Plastic legs 4"* 4-3/4"
B		4	Gaskets 1-7/10"


step #1



step #2



step #3



Care Instruction for Fabric Furniture:

In order to maintain the original appearance of your fabric Furniture, please follow below simple care procedures:

- Avoid exposing furniture directly to sunlight or heating and air conditioning outlets. Sunlight and or exposure to heating and air conditioning outlets will fade/damage Fabric.
- Vacuum or wipe with a soft cloth to remove dust.



For items use on wooden floor, hard surfaces or carpets, it is recommended to Install protective pads under all legs and supports to avoid/prevent from damages/scratches and discoloration.

ASSEMBLY INSTRUCTION

ITEM NO.: 194S9734BK/DB-3

SOFA



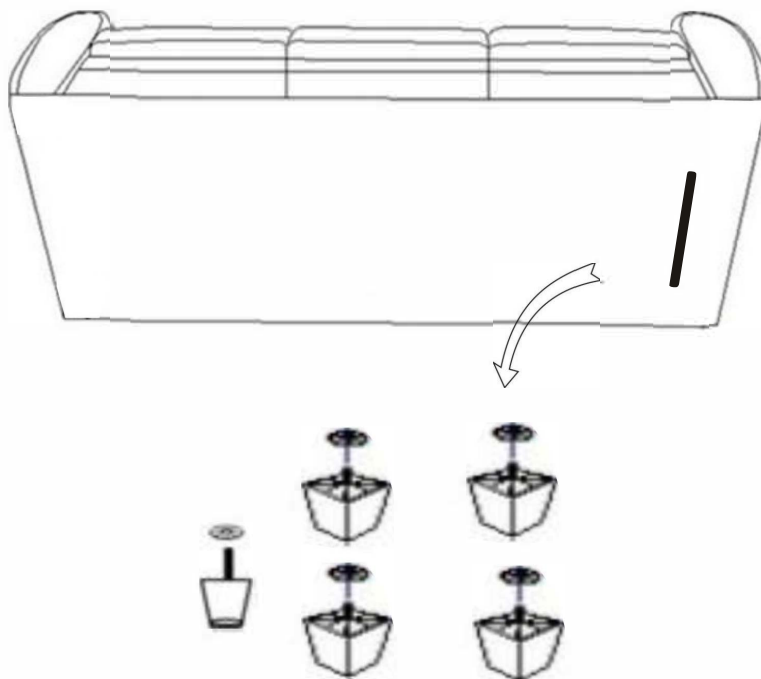
Legs are stored at the bottom of sofa,
please take out the legs for assembly

Note: Do not use power tools for assembly. Power tools increase the risk of over tightening which lead to splitting or cracking the wood

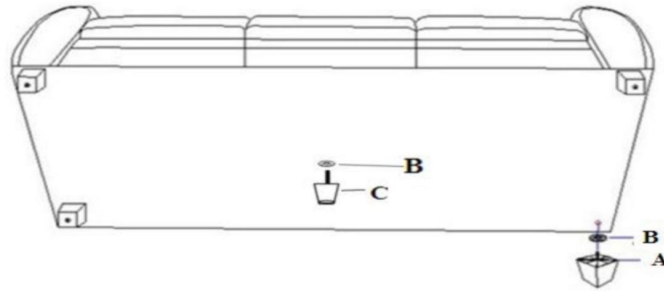
Component list

NO	DRAWING	QTY	DESCRIPTION
A		4	Plastic legs 4" * 4-3/4"
B		5	Gaskets 1-7/10"
C		1	Center support plastic leg 2-1/4" * 4-1/2"

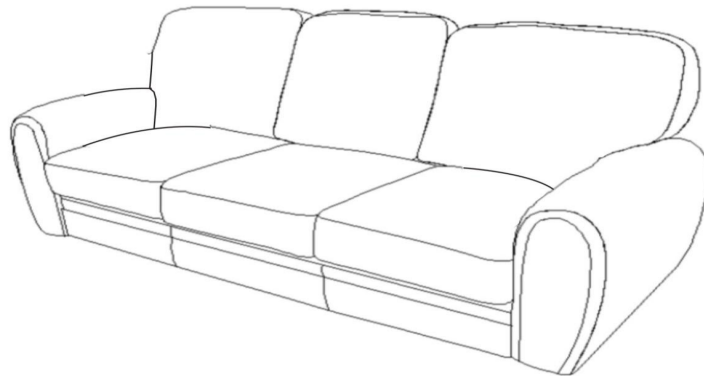
step #1



step #2



step #3



Care Instruction for Fabric Furniture:

In order to maintain the original appearance of your fabric Furniture, please follow below simple care procedures:

- Avoid exposing furniture directly to sunlight or heating and air conditioning outlets. Sunlight and or exposure to heating and air conditioning outlets will fade/damage Fabric.
- Vacuum or wipe with a soft cloth to remove dust.



For items use on wooden floor, hard surfaces or carpets, it is recommended to Install protective pads under all legs and supports to avoid/prevent from damages/scratches and discoloration.