




4' x 8' Planter Bed

Model# 11181

W221122-A5080



Assembly Instruction Manual

Please read instructions thoroughly before beginning assembly.

Check boxes carefully for contents listed. Some parts are packaged inside of others.

Assemble on a clean, flat, non-abrasive surface to prevent scratching.

In the event of missing or damaged parts please call or email our customer service department at the contact info below.

Tools Required

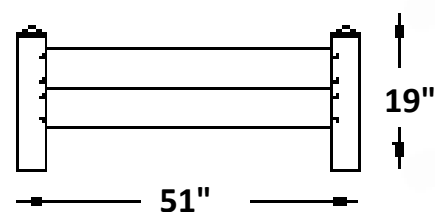
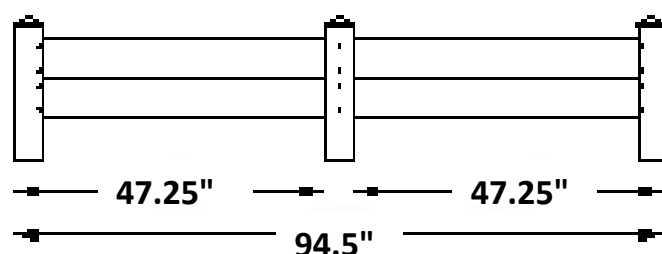
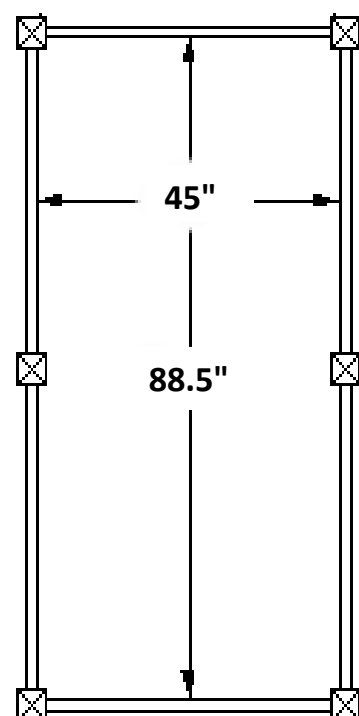
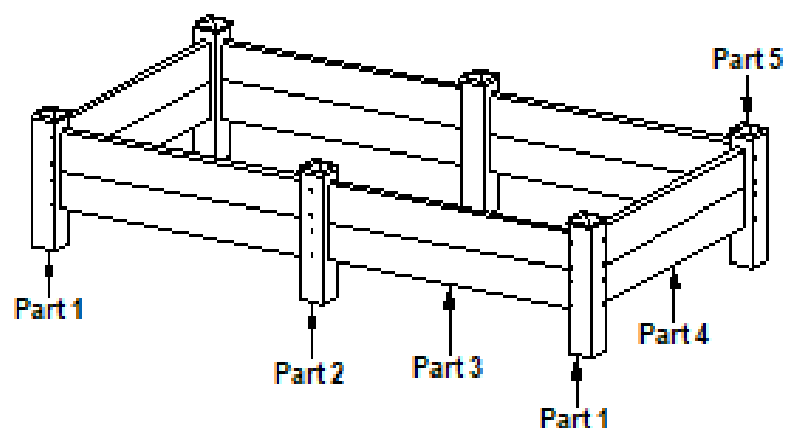
- Battery or Electric Drill (#2 phillips bit)
- Tape Measure
- Hammer or Rubber Mallet (Recommended)
- Shovel or Post Hole Digger (Recommended)
- PVC, Super or Crazy Glue

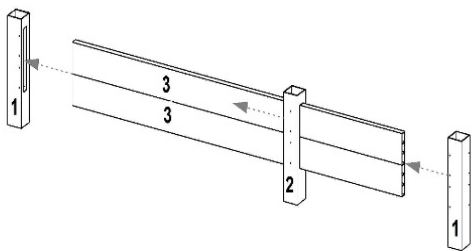
QUESTIONS? COMMENTS? CONTACT US!

115 Vision Parkway
P.O. Box 122
Sheboygan Falls, WI 53085

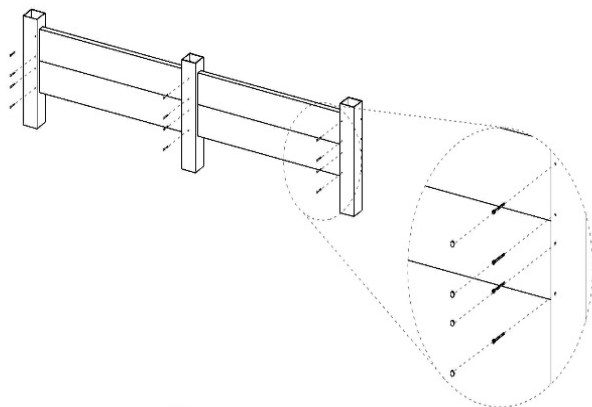
1-877-258-6020
www.dura-trel.com
sales@dura-trel.com

Part #	Description	Dimension	Box #	Qty
1	Corner Post	4" square x 19"	2	4
2	Line Post	4" square x 19"	2	2
3	Rail	1 ½" x 5 ½" x 94"	1	4
4	Rail	1 ½" x 5 ½" x 45"	1	4
5	Flat Cap	4" square	2	6
6	Hardware Bag (Includes):		2	1
	▪ Painted Screw	2"		40



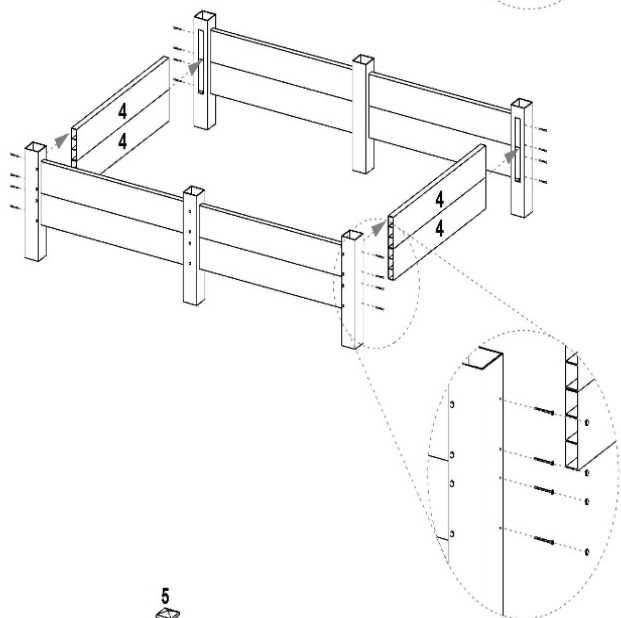


- 1** Insert two 1 ½" x 5 ½" x 94" rails (part 3) through one 4" x 4" x 19" line post (part 2). Insert ends of 94" rails into two 4" x 4" x 19" corner posts (part 1). Slide line post to center of the rail.

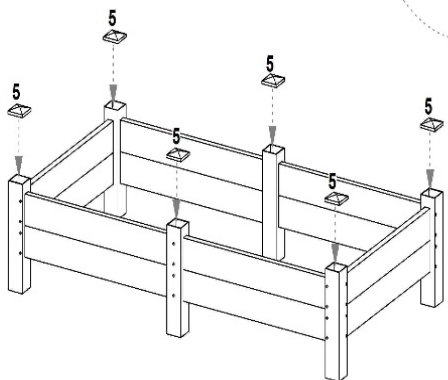


- 2** Using 2" screws, screw together the planter bed side. Be sure all parts are fully inserted into the posts before screwing.

REPEAT steps 1 and 2 with the remaining three posts and two 94" rails.



- 3** Insert ends of four 1 ½" x 5 ½" x 45" rails (part 4) into remaining routed holes of corner posts to form planter bed. Using 2" screws, screw together the planter bed. Be sure 45" rails are inserted to meet the 96" rails.



- 4** Apply PVC or super glue to inner edges of six 4" sq. flat post caps and place on top of each post.

To install, dig six holes 6" deep. Outside dimensions are 50 ¾" x 94 ½" and the posts are 4" square.

Warranty Statement

20 Year Guarantee

Please call manufacturer direct with questions concerning missing or defective parts at Toll Free: 877-258-6020.

Dura-trel, Inc. products are warranted to be free from manufacturing defects resulting in delaminating, peeling, flaking, corroding, cracking, crazing, or extreme amounts of fading or bleaching causing the PVC to change to its natural color for a period of 20 years from the date of purchase.

Normal weathering is defined as exposure to sunlight and extremes of weather and atmosphere which will cause any colored surface to gradually fade.

CONDITIONS NOT COVERED BY THIS WARRANTY:

- A. Physical abuse, misuse, neglect, or improper storage.
- B. Improper installation or installation not in strict adherence to the instructions written by Dura-Trel, Inc.
- C. This warranty does not apply if materials are painted, varnished, or coated with any substance.
- D. Dura-Trel, Inc. is not responsible for damages to product during shipping.
- E. Damage attributable to atmospheric pollutants, hail, lightning, hurricane, tornado, wind borne objects, earthquake, fire, mildew, casualty, act of God, building or ground settlement, or subjection to stress or weight.

CLAIMS AND REMEDIES:

If a Dura-Trel, Inc. product is determined to have a manufacturing defect which is covered by this warranty, Dura-Trel, Inc. will replace the material containing the defect (labor not included) F.O.B from the point of manufacture. Dura-trel, Inc. will not be responsible for any cost incurred in the removal or reinstallation of the product.

Important: All claims must be sent to the following address and should describe the defect claim.

Dura-Trel, Inc., P.O. Box 122, Sheboygan Falls, WI 53085

Dura-Trel, Inc. reserves the right to discontinue or change its design and/or color. If the original color or style is not available, Dura-Trel, Inc. shall have the right to substitute a product designated by Dura-Trel, Inc.

Dura-Trel, Inc. shall not be liable for any incidental, special, or consequential damages arising out of the use of these products.