

NOTICE

- * Please make sure that you have all parts indicated and they are in good condition before you begin assembly of this item. Refer to part list and hardware list below for guidance.
- * This item should be assembled on a soft surface to prevent scratching the finish during assembly.
- * This item may require periodic tightening.
- * If you are having difficulty, our friendly Customer Care team is always here to help. Please email customersupport@safavieh.com

















PREPARATION

- * Before beginning assembly of product, make sure all parts are present. Compare parts with part contents list and hardware contents list.
- * If any part is missing or damaged, do not attempt to assemble the product.
- * Estimated Assembly Time: **180 minutes**.
- * Tools Required for Assembly (included): **Allen Key**

CARE AND MAINTENANCE

Store outdoor furniture indoors or cover well when not in use. Dust regularly with small brush or vacuum. Spills should be taken care of immediately before they harden or stain with a slightly dampened sponge.

Part List And Hardware List

PIECE	DESCRIPTION	PICTURE	QUANTITY
A	Chair/right Frame		6X
B	Chair/Left Frame		6X
C	Chair/Back Frame		6X
D	Chair Seat Frame		6X
E	Chair Front Panel Frame		6X
F	Long Table Top Frame		2X
G	Short Table Top Frame		2X
H	Middle Table Top Frame		1X
I	Leg Table Frame		4X
J	Top Table Wood		2X
CSH	Seat Cushion		6X
HW1	Allen Bolt: M6 x 0.5 x 20 mm		18X
HW2	Allen Bolt: M6 x 0.5 x 30 mm		36X
HW3	Allen Bolt: M6 x 0.5 x 40 mm		30X
HW4	Flat Washer: M6 x 1 mm		84X
HW5	Allen Key		3X



SAFAVIEH


OUTDOOR

Model# PAT7717-1/3

Product Dimensions:

59.06"W x 35.43"D x 29.13"H (Table)

23.23"W x 22.44"D x 34.65"H (Chair)



Weight Capacity : 176 lbs (Table)

352 lbs (Single Seat)

Warning : Do not stand on Table/Chair

Warning : Do not over torque bolts

NOTICE

- * Please make sure that you have all parts indicated and they are in good condition before you begin assembly of this item. Refer to part list and hardware list below for guidance.
- * This item should be assembled on a soft surface to prevent scratching the finish during assembly.
- * This item may require periodic tightening.
- * If you are having difficulty, our friendly Customer Care team is always here to help. Please email customersupport@safavieh.com









PREPARATION

- * Before beginning assembly of product, make sure all parts are present. Compare parts with part contents list and hardware contents list.
- * If any part is missing or damaged, do not attempt to assemble the product.
- * Estimated Assembly Time: **30 minutes**.
- * Tools Required for Assembly (included): **Allen Key**

CARE AND MAINTENANCE

Store outdoor furniture indoors or cover well when not in use. Dust regularly with small brush or vacuum. Spills should be taken care of immediately before they harden or stain with a slightly dampened sponge.

Part List And Hardware List

PIECE	DESCRIPTION	PICTURE	QUANTITY
F	Long Table Top Frame		2X
G	Short Table Top Frame		2X
H	Middle Table Top Frame		1X
I	Leg Table Frame		4X
J	Top Table Wood		2X
HW1	Allen Bolt: M6 x 0.5 x 20 mm		18X
HW4	Flat Washer: M6 x 1 mm		18X
HW5	Allen Key		1X



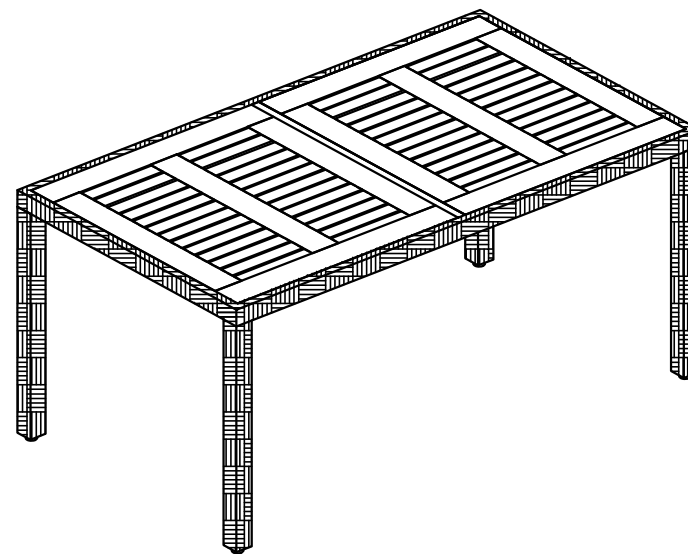
SAFAVIEH

OUTDOOR

Model# PAT7717-1/3

Product Dimensions:

59.06"W x35.43"D x29.13"H (Table)



WARNING



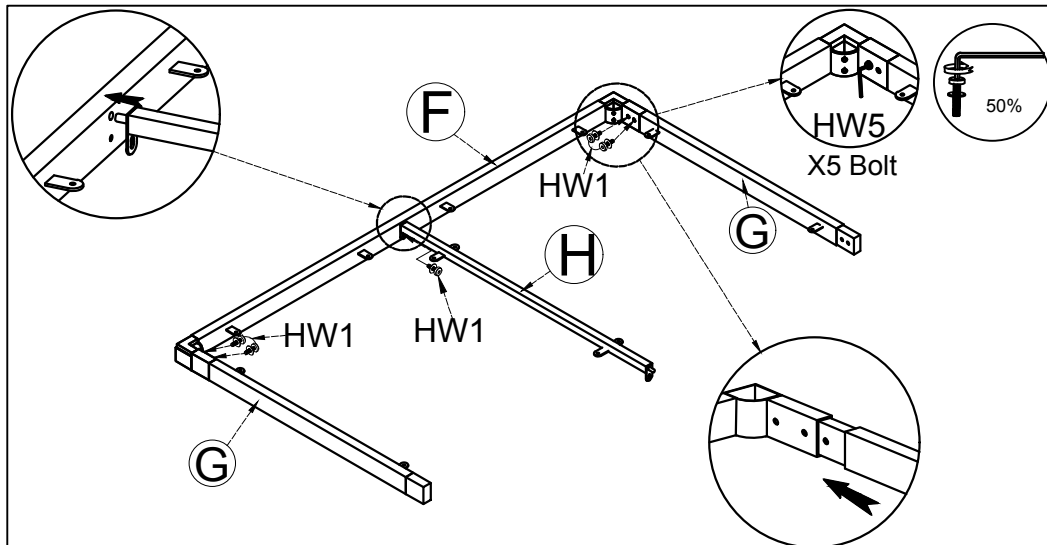
Weight Capacity : 176 lbs (Table)

Warning : Do not stand on Table

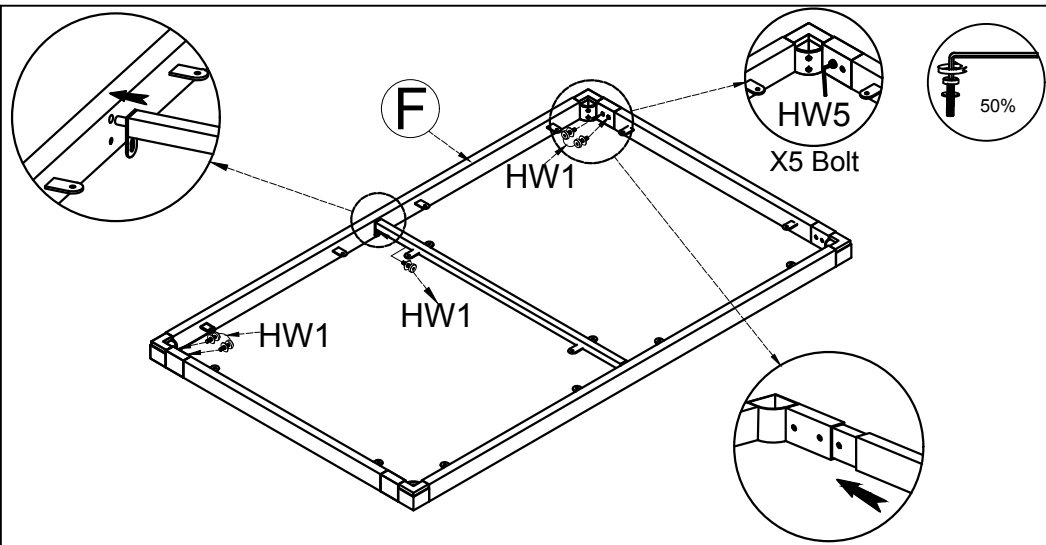
Warning : Do not over torque bolts

PREPARATION

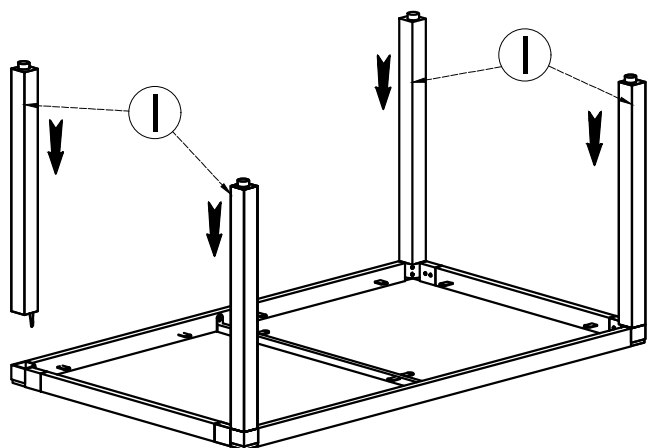
- * Before beginning assembly of product, make sure all parts are present. Compare parts with part contents list and hardware contents list.
- * If any part is missing or damaged, do not attempt to assemble the product.
- * Estimated Assembly Time: **30 minutes**.
- * Tools Required for Assembly (included): **Allen Key**
- * If you are having difficulty, our friendly Customer Care team is always here to help. Please email customersupport@safavieh.com



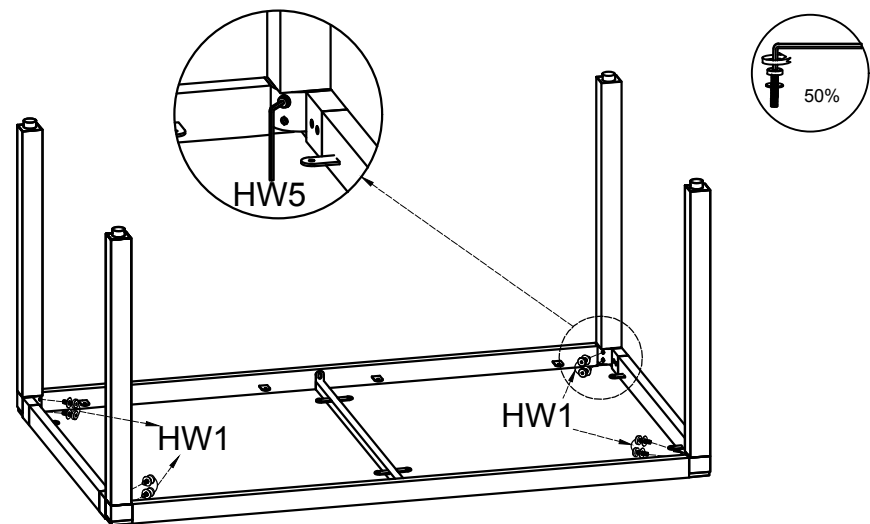
STEP 1: Connect Long Table Top Frame (F) & Short Table Top Frame (G), Mid Table Top Frame (H), tighten Bolt (HW1), Flat Washer (HW4) with Allen Key (HW5).



STEP 2: Connect The Part from STEP 1 & Long Table Top Frame (F), tighten Bolt (HW1), Flat Washer (HW4) with Allen Key (HW5).



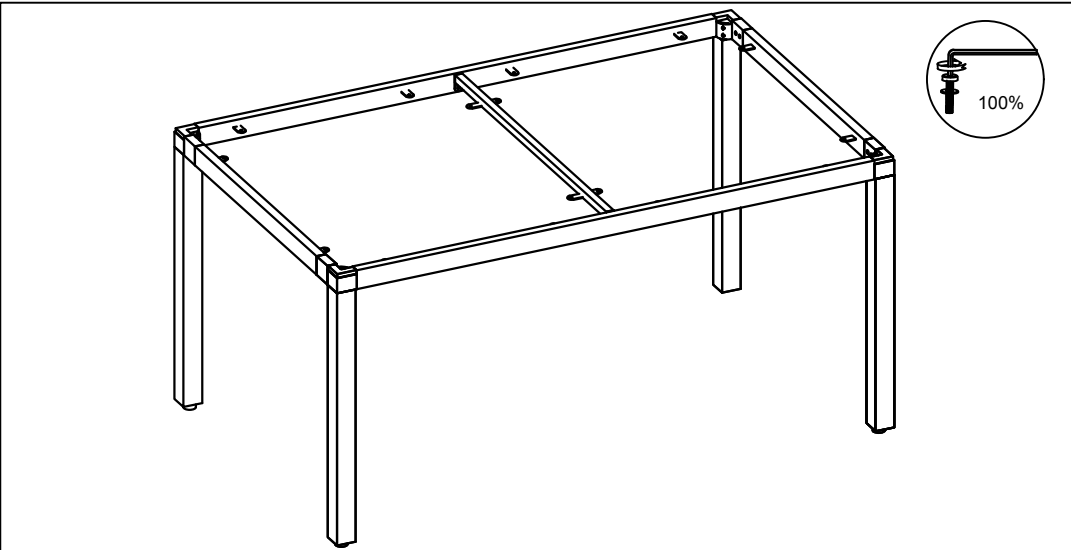
STEP 3: Connect The Part from STEP 2 and Table Leg (I).



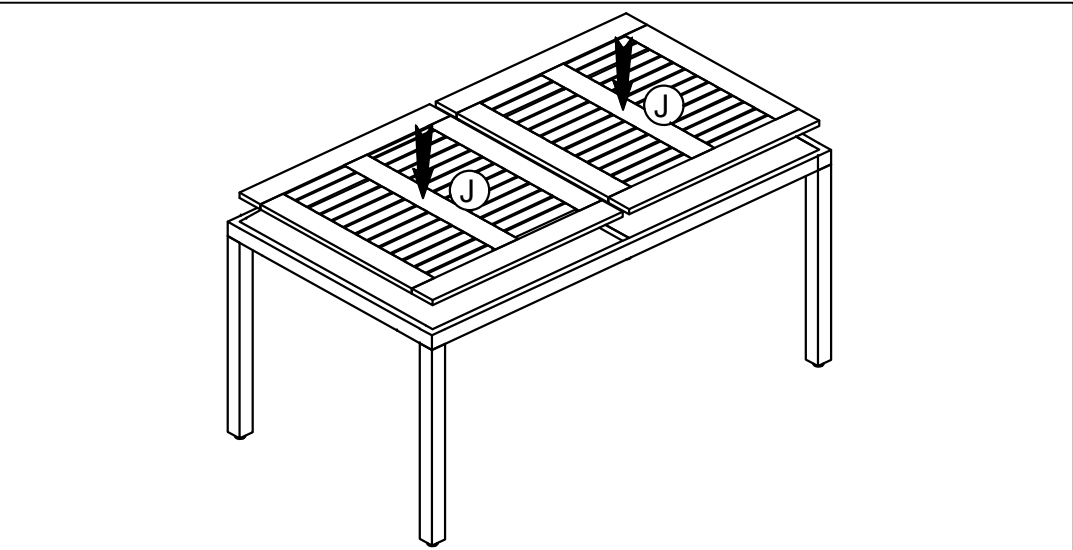
STEP 4: Connect The Part from STEP 3, tighten Bolt (HW1), Flat Washer (HW4) with Allen Key (HW5).

PREPARATION

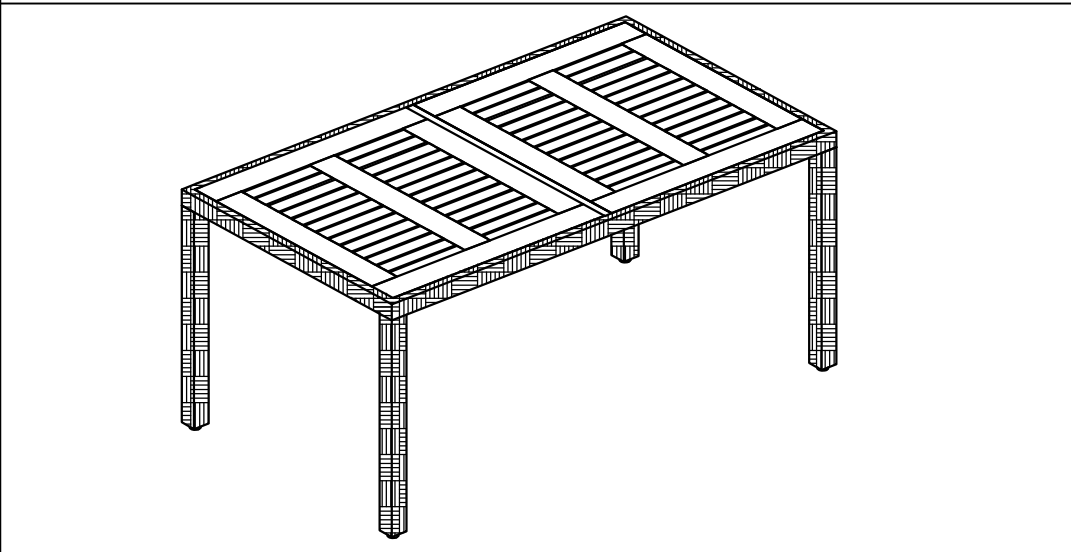
- * Before beginning assembly of product, make sure all parts are present. Compare parts with part contents list and hardware contents list.
- * If any part is missing or damaged, do not attempt to assemble the product.
- * Estimated Assembly Time: **30 minutes.**
- * Tools Required for Assembly (included): **Allen Key**
- * If you are having difficulty, our friendly Customer Care team is always here to help. Please email customersupport@safavieh.com



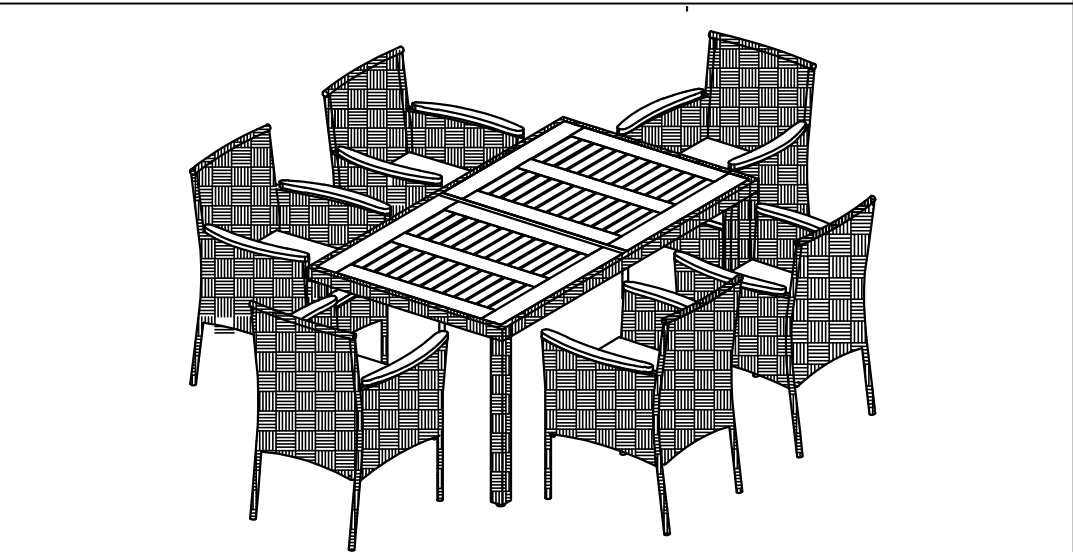
STEP 5: Put the Table upright and make sure all legs are level, then firmly tighten Bolts with Allen Key (HW5).



STEP 6: Put Top Table Wood (J) on Table to finish Table.



FINISH TABLE



FINISH