

CARE AND MAINTENANCE

Spot clean using a mild water-free solvent. Only a professional cleaner should undertake a complete overall cleaning.

The use of steam or water-based cleaners may cause excessive shrinking or staining.

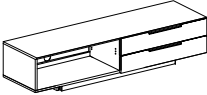








NOTICE

\* Please make sure that you have all parts indicated before you begin assembly of this item

\* This item should be assembled on a soft surface to prevent scratching the finish during assembly

\* This item may require periodic tightening

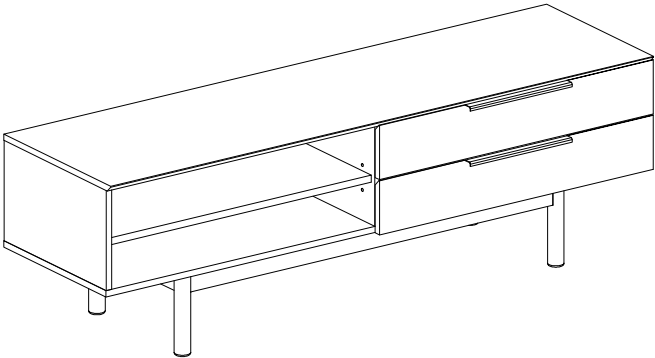
Part List and Hardware List

PIECE	DESCRIPTION	PICTURE	QTY
A	BODY		1 X
B	LEG		4 X
C	CENTER LEG		1 X
D	SHELF		1 X
HW1	NUT M8		8 X
HW2	SPRING WASHER Ø8 x Ø14 x 2		8 X
HW3	FLAT WASHER Ø8 x Ø20 x 2		8 X
HW4	SHELF PIN MALE Ø8 x 17		4 X
HW5	SPANNER		1 X

SAFAVIEH  
C O U T U R E

Model #: SFV7221A

Product Dimensions: 63"W x 17 3/4" D x 19 5/8"H



WARNING



Weight capacity: 89lbs  
Warning: DO NOT STAND ON TABLE  
Warning: DO NOT OVER TORQUE BOLTS

**PREPARETION**

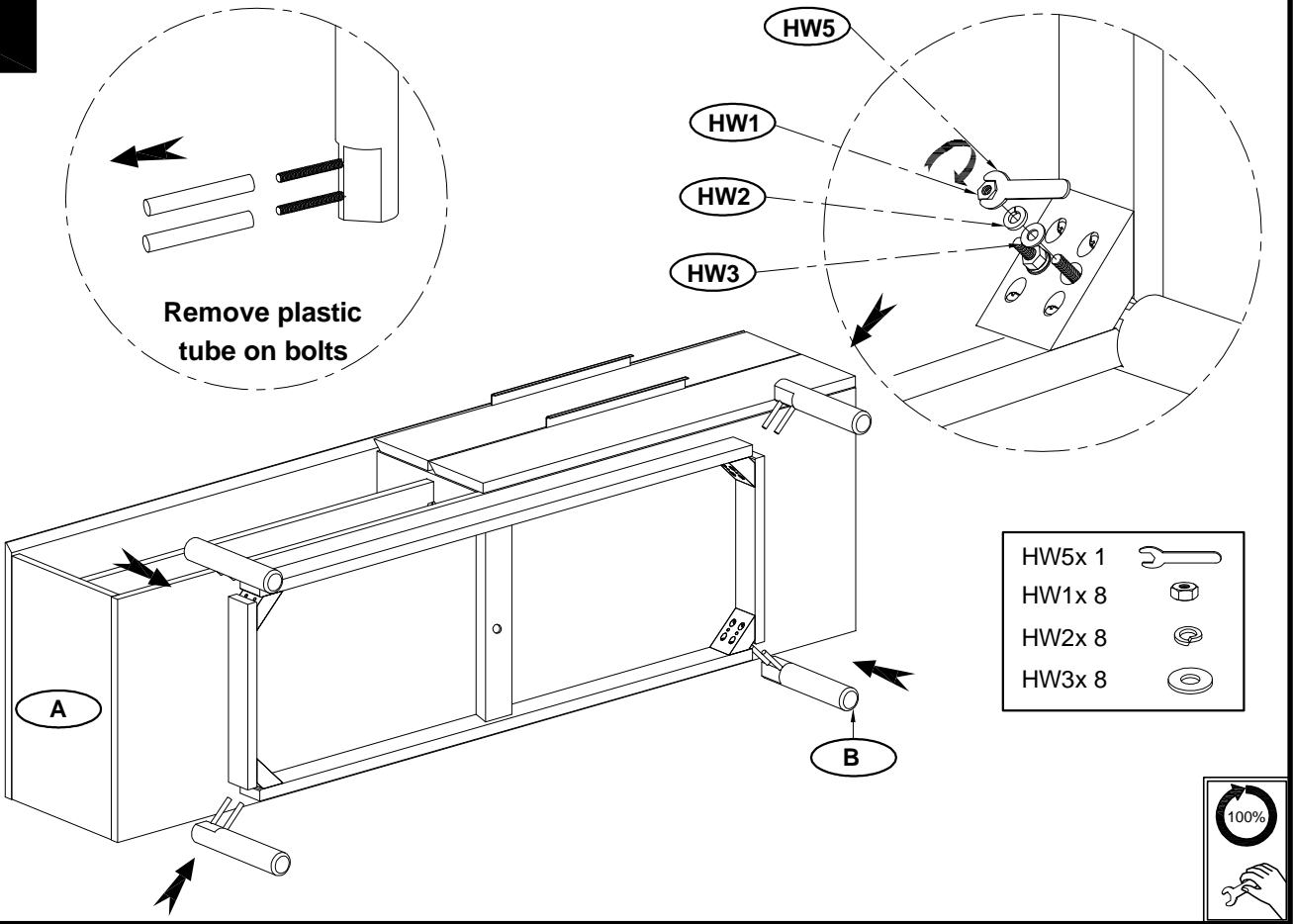
Before beginning assembly of product, make sure all parts are present. Compare parts with package contents list and hardware contents list.

If any part is missing or damaged, do not attempt to assemble the product.

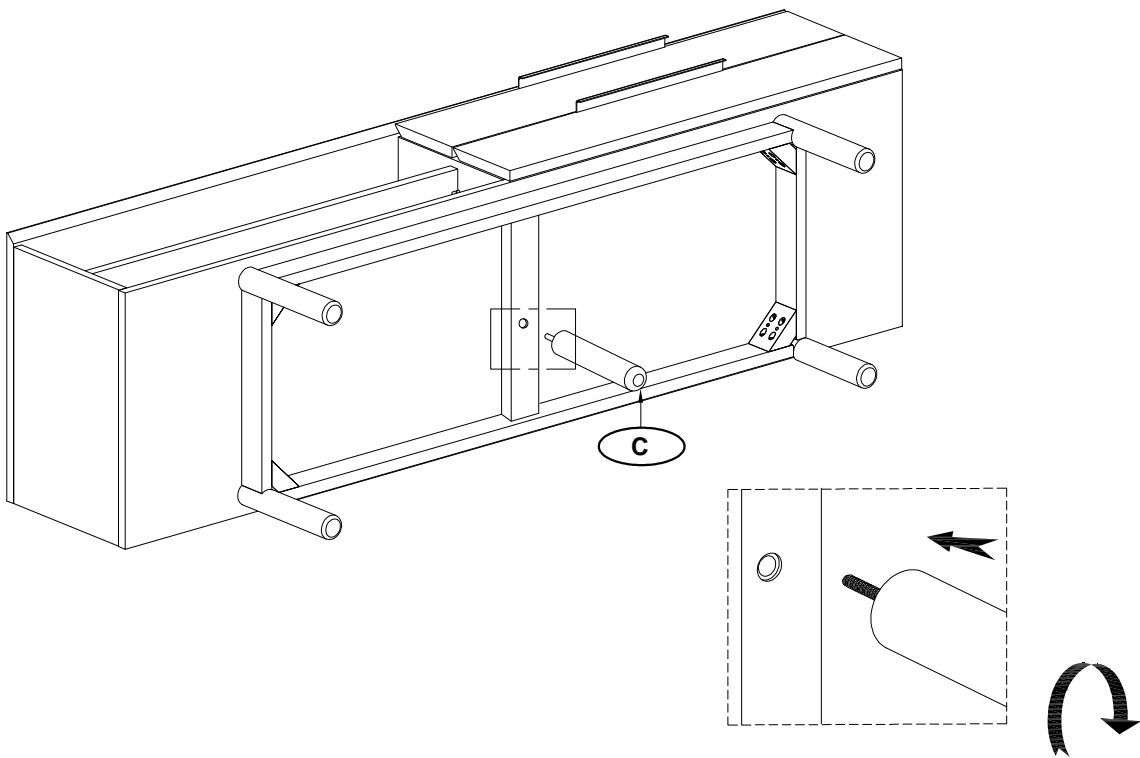
Estimated Assembly Time: 10 minutes

Tools Required for Assembly (Not included): Phillips Screwdriver

**STEP 1**



**STEP 2**



**PREPARETION**

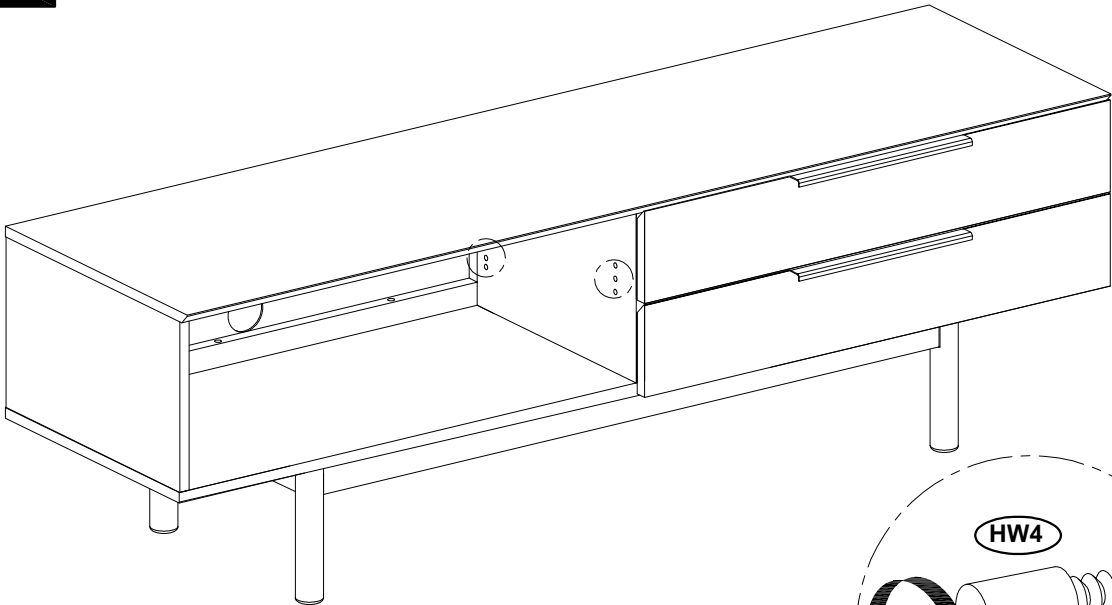
Before beginning assembly of product, make sure all parts are present. Compare parts with package contents list and hardware contents list.

If any part is missing or damaged, do not attempt to assemble the product.

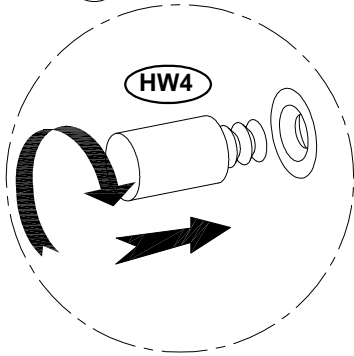
Estimated Assembly Time: 10 minutes

Tools Required for Assembly (Not included): Phillips Screwdriver

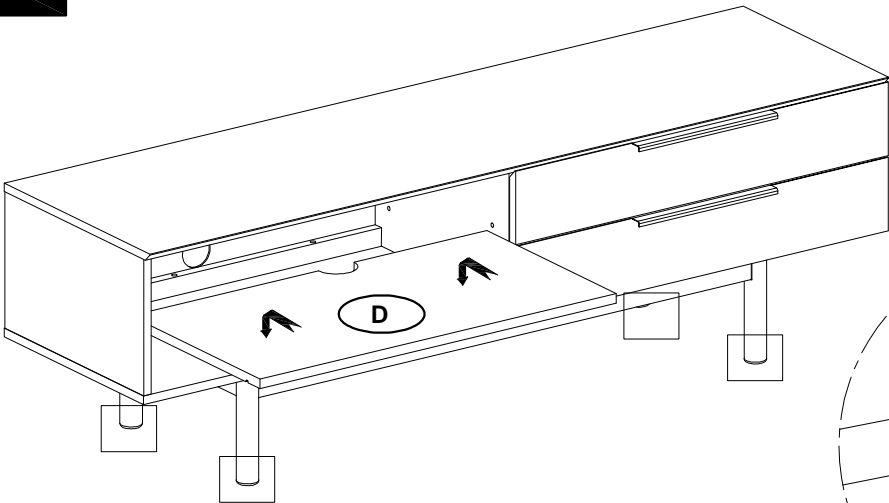
**STEP 3**



HW4x 4



**STEP 4**



NOTE: Adjust levelers under foot if needed.

