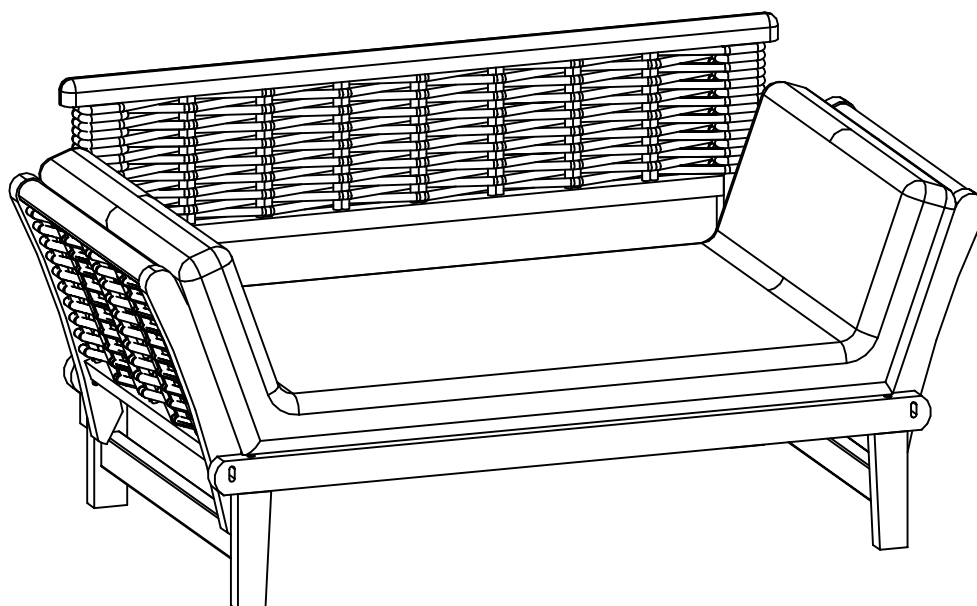


ASSEMBLY INSTRUCTIONS

TEAK WICKER CONVERTIBLE STUDIO SOFA DAYBED WITH CUSHION

IT-460166T



CUSTOMER SERVICE INFORMATION

Please email us at info@cambridge-casual.com for assembly tips, report damage, or request parts.
For faster response, please write down item number, code for missing parts,
attach the purchase receipt and picture of damaged parts.
Toll free number : 1-888-287-4275 from 9:00 am to 5:00pm CST (Monday to Friday).

GENERAL INFORMATION & TIPS

1. Please read the assembly instructions prior to assembling the sofa.
2. To avoid damage, assemble the sofa on a non-abrasive surface such as carpet.
3. Make sure all bolts tightly fastened before the sofa is used.
4. This sofa is not for commercial use.

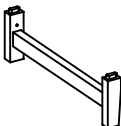
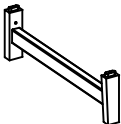
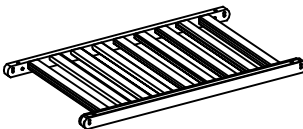
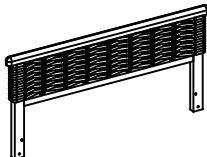



Please make sure you have all parts before beginning assembly. Please wait until all steps are completed before tightening bolts.

TOOLS REQUIRED

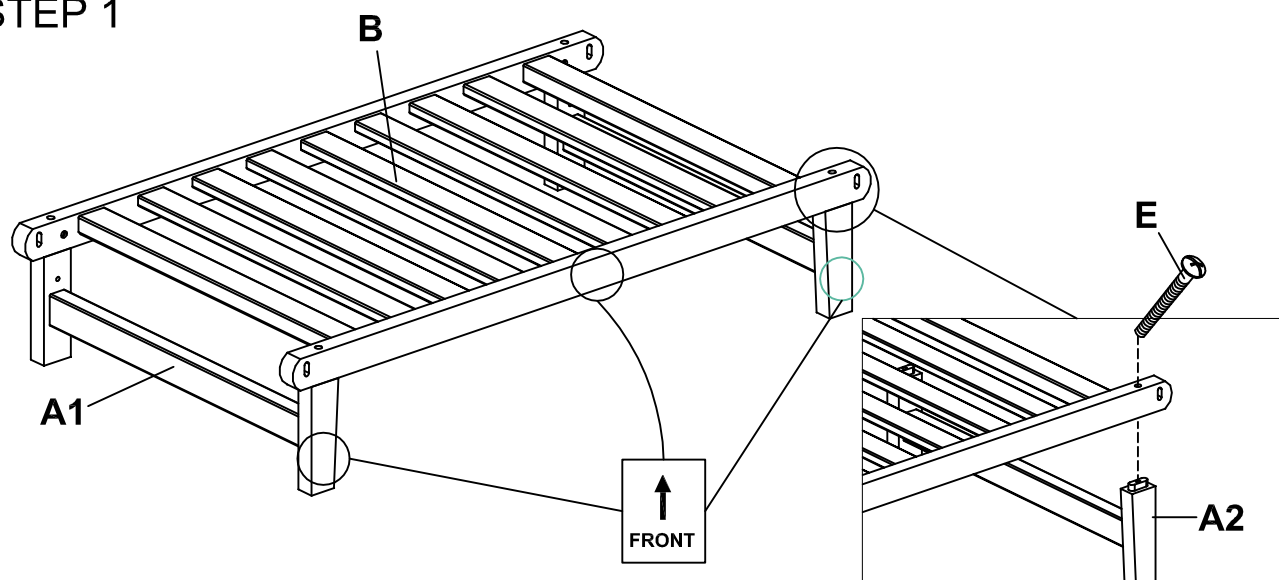
1. 8" Philips screwdriver (Not provided)
- For tightening all bolts and screws.
2. Allen key (Provided)
- For tighten all Bolts.



PARTS AND HARDWARE LIST

A1. Right Leg Frame	A2. Left Leg Frame	B. Seat Frame	C. Backrest
			
QTY: 1 pc	QTY: 1 pc	QTY: 1 pc	QTY: 1 pc
D. Side Frame	E. 2 1/4" Bolt	F. Head Pin	
			
QTY: 2 pcs	QTY: 8 pcs + 1	QTY: 4 pcs + 1	

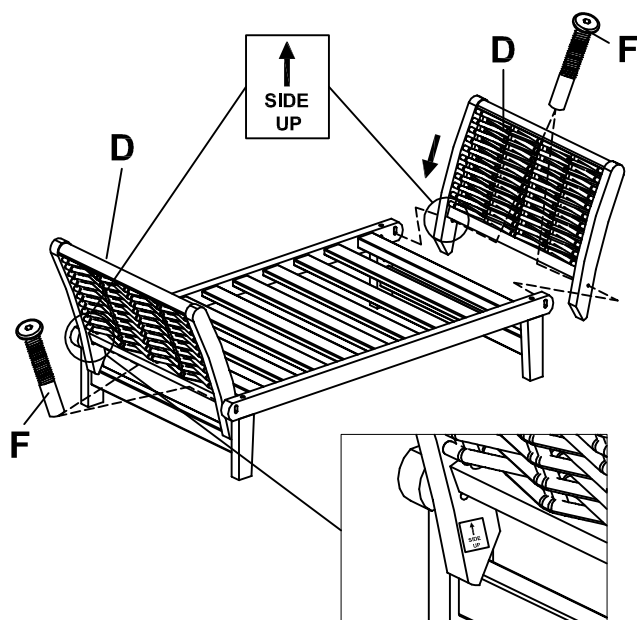
STEP 1



- Attach seat frame (B) into corresponding tenons on each end of right & left leg frames (A1 & A2). secure with 2 1/4" bolts (E), and tighten using phillips screwdriver, not included.

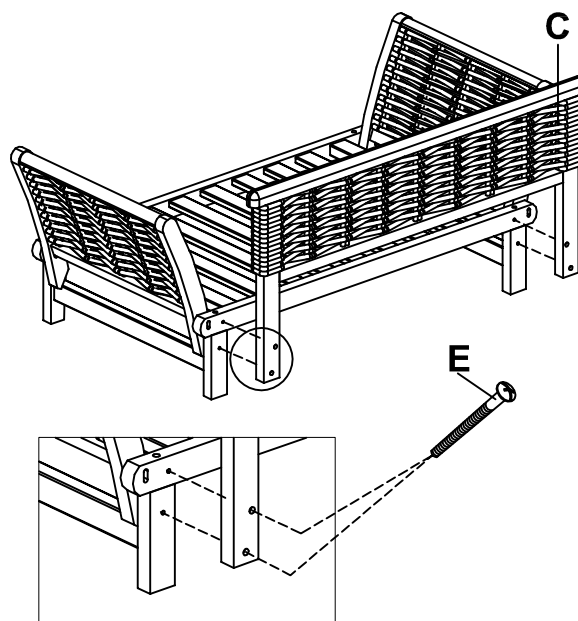
IMPORTANT ! Be sure to correctly identify the front sides of both legs on leg frames (A1 & A2). rear sides have pre-drilled holes for backrest attachment.

STEP 2




- Attach side frame (D) into assembled seat base, ensuring side frames are correctly positioned with the angled ends facing upwards, as indicated by stickers on the component "side up".
- Secure side frames with head pins (F) and tighten using allen key.

STEP 3



- Secure backrest (C) into rear side of assembled seat using 2 1/4" bolts (E) and tighten using phillips screwdriver.

STEP 4

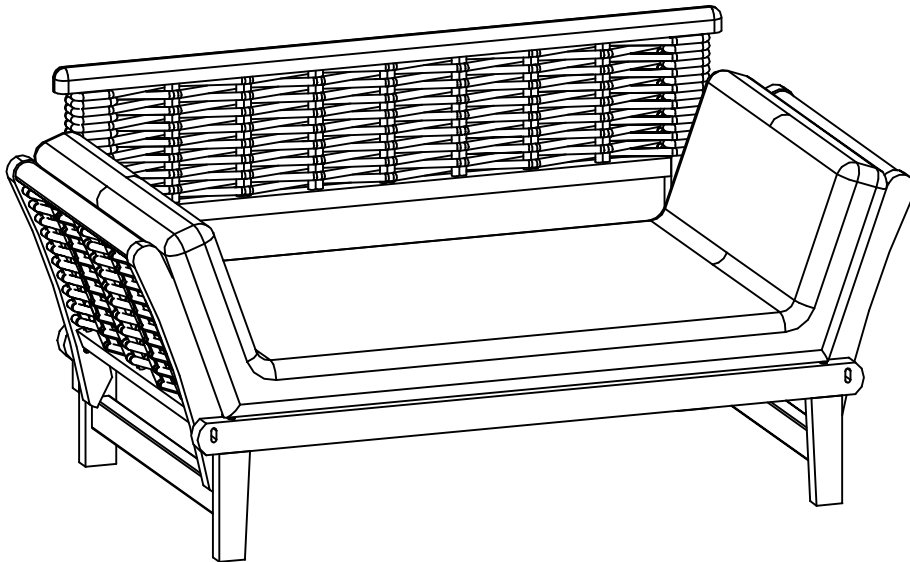


- The side frames can be positioned raised or lowered, as shown.

CAUTION !

TO AVOID INJURY OR DAMAGE TO THE SOFA, DO NOT SIT ON LOWERED SIDE ARMS.

STEP 5



PLACE LARGEST CUSHION ON THE FRAME AND SMALLER CUSHION AS DESIRED ALONG BACK.

THE SOFA DAYBED IS NOW READY FOR USE.

Care & Maintenance

- Do not put hot items directly on furniture surface.



- Do not store furniture in areas that have central heating or cooling vents to prevent excessive drying of the wood. This will decrease the furniture's longevity.



- Do not clean furniture with harsh cleansers, polish, abrasive material, bleach, or scouring products, as this will affect the finish.



- Do not write on furniture without a padded barrier to protect the surface.



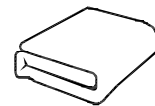
- Do not leave furniture in standing water or in direct contact with wet ground.



- Do not place furniture outside. For indoor use only.



- Dust and pick-up spills using a clean, non-colored, lint-free cloth.



1 year Limited Warranty

The furniture is warranted to be free from defects in material and workmanship of the original product when purchased from one of our authorized dealers. If a product fails and is under the terms of our limited warranty, the item will be replaced, usually for a small fee. In the case of discontinued models, an item of similar quality and style will be offered to the customer.

- 1 year limited frame warranty
Frames are warranted to be free from defects in material and workmanship. Fading or discoloring caused by putting the product under sunlight or rain is not covered by this limited warranty. Damage to the frame due to improper assembly or exposure to water and sub-freezing temperatures is not covered. (Do NOT allow water to accumulate inside frame)
- Finish
The finish is warranted against peeling, cracking, or blistering for a period of 1 year, provided the unit has not been scratched or abraded. Scratches and chips resulting from normal wear and use are not covered. Peeling resulting from exposure to elements is not covered.
- Fabric
Fabrics / cushions are warranted against separation at the seams and fading under normal usage and exposure conditions for a period of 1 year. Mildew and fading or discoloration resulting from exposure to the elements, chemicals, or from spills is not covered. (Please refer to care and maintenance for proper cleaning instructions)

Warranty Exclusions : Furniture used for commercial, contractor or any non-residential purposes, clearance items, display models or items purchased "as is", freight damage, furniture damaged by acts of nature, vandalism, fire, abuse, lack of proper care and maintenance, or improper assembly, straps and fabric against fading or discoloration from exposure to elements, oil spills, fluids or chemicals; glass against breakage; hardware against corrosion or rusting; buckling or splitting of tubing resulting from exposure to water and freezing temperatures. Also excluded: loss of use or time, inconvenience, money, travel, packaging or any other consequential or incidental damages. In no event shall the manufacturer's responsibility exceed the value of the replacement product.

Warranty is to the original purchaser when items are purchased from one of our authorized retailers and is not transferable. Should replacement of the warranty item be unavailable, the manufacturer reserves the right to substitute items of our choice that are of similar style and quality. For quality control purposes and verification, we need documents in support of your claim :

- Packing slip / Invoice
- Additional documents (Photos or video) of damaged/ defected/ missing part
- Item number and part code (can be found on assembly instruction)

Note :

To expedite the handling of your claim, please include the above mentioned documents as your claim **WILL NOT BE PROCESSED** until properly supported. **Retain all damaged goods until the claim is concluded.**

The terms of this warranty are subject to change without notice.