

## NOTICE

- \*Please make sure that you have all parts indicated and they are in good condition before you begin assembly of this item. Refer to part list and hardware list below for guidance.
- \*This item should be assembled on a soft surface to prevent scratching the finish during assembly.
- \*This item may require periodic tightening.
- \*If you are having difficulty, our friendly Customer Care team is always here to help. Please email [customersupport@safavieh.com](mailto:customersupport@safavieh.com)














## PREPARATION

- \*Before beginning assembly of product, make sure all parts are present. Compare parts with part contents list and hardware contents list.
- \*If any part is missing or damaged, do not attempt to assemble the product.
- \*Estimated Assembly Time: 10 minutes.
- \*Tools Required for Assembly (included): Allen Key

## CARE AND MAINTENANCE

Store outdoor furniture on indoors or cover well when not in use. Dust regularly with small brush or vacuum. Spills should be taken care of immediately before they harden or stain with a slightly damp sponge.

### Part List and Hardware List

PIECE	DESCRIPTION	PICTURE	QUANTITY
A	Chair back frame		4X
B	Chair seat frame		4X
C	Chair front frame		4X
D	Chair side left - right frame		8X
CSH1	Chair seat cushion		4X
CSH2	Chair back cushion		4X
HW1	Allen bolt(M6x25 mm)		32X
HW2	Allen bolt(M6x30 mm)		40X
HW3	Allen bolt(M6x40 mm)		8X
HW4	Flat washer		48X
HW5	Plastic feet		16X
HW6	Allen key		2X
HW7	Connection clip		10X

 **SAFAVIEH**  
O U T D O O R


Model# PAT7510 - 1/2

Product Dimensions:

26.38"x26.38"x26.38" H (Chair)

26.38"x26.38"x26.38" H (Corner)

26.38"x26.38"x13.98" H (Table)



Weight capacity : 275 Lbs (single seat)

550 Lbs (Two person seat)

Warning : Do not stand on Chair/table

Warning : Do not over torque bolts/screws

## NOTICE

- \*Please make sure that you have all parts indicated and they are in good condition before you begin assembly of this item. Refer to part list and hardware list below for guidance.
- \*This item should be assembled on a soft surface to prevent scratching the finish during assembly.
- \*This item may require periodic tightening.
- \*If you are having difficulty, our friendly Customer Care team is always here to help. Please email [customersupport@safavieh.com](mailto:customersupport@safavieh.com)













## PREPARATION

- \*Before beginning assembly of product, make sure all parts are present. Compare parts with part contents list and hardware contents list.
- \*If any part is missing or damaged, do not attempt to assemble the product.
- \*Estimated Assembly Time: 10 minutes.
- \*Tools Required for Assembly (included): Allen Key

## CARE AND MAINTENANCE

Store outdoor furniture on indoors or cover well when not in use. Dust regularly with small brush or vacuum. Spills should be taken care of immediately before they harden or stain with a slightly damp sponge.

### Part List and Hardware List

PIECE	DESCRIPTION	PICTURE	QUANTITY
A	Chair back frame		4X
B	Chair seat frame		4X
C	Chair front frame		4X
D	Chair side left - right frame		8X
CSH1	Chair seat cushion		4X
CSH2	Chair back cushion		4X
HW1	Allen bolt(M6x25 mm)		32X
HW2	Allen bolt(M6x30 mm)		40X
HW3	Allen bolt(M6x40 mm)		8X
HW4	Flat washer		48X
HW5	Plastic feet		16X
HW6	Allen key		2X



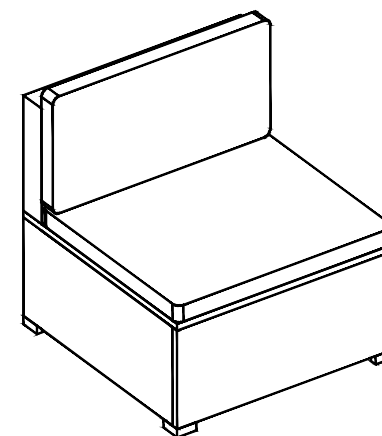
Model# PAT7510 - 1/2

Product Dimensions:

26.38"x26.38"x26.38" H (Chair)

26.38"x26.38"x26.38" H (Corner)

26.38"x26.38"x13.98" H (Table)



Weight capacity : 275 Lbs (single seat)

550 Lbs (Two person seat)

Warning : Do not stand on daybed

Warning : Do not over torque bolts/screws

## PREPARATION

\*Before beginning assembly of product, make sure all parts are present. Compare parts with package contents list and hardware contents list.

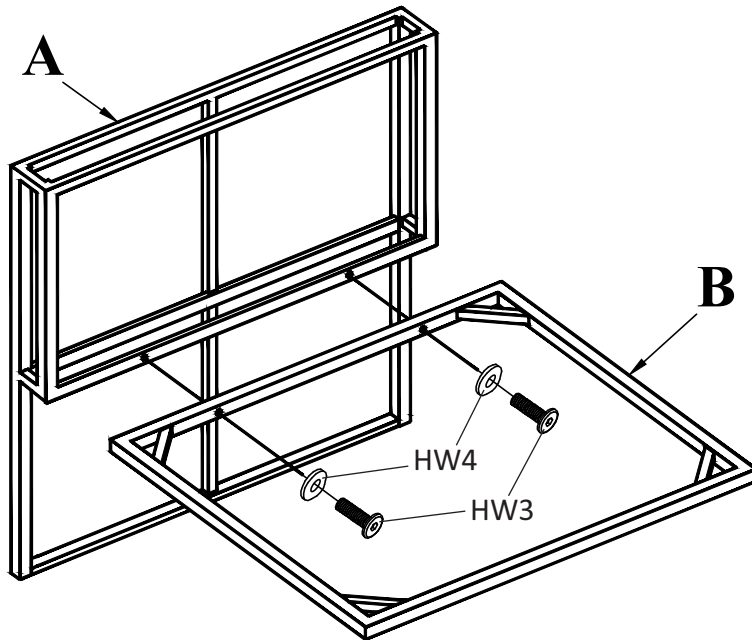
\*If any part is missing or damaged, do not attempt to assemble the product.

\*Estimated Assembly Time : 10 minutes.

\*Tools Required for Assembly (included): Allen Key

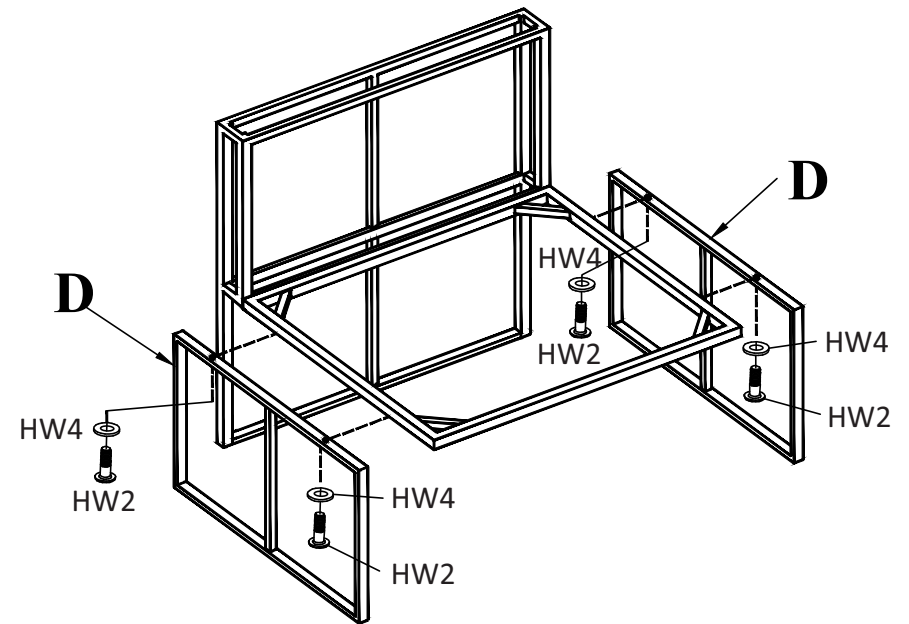
\*If you are having difficulty, our friendly Customer care team is always here to help. Please email [customersupport@safavieh.com](mailto:customersupport@safavieh.com)

1 x4



STEP 1  
CONNECT BENCH BACK FRAME (A) & BENCH SEAT FRAME (B) & TIGHTEN  
BOLT (HW3) WITH ALLEN KEY (HW6)

2 x4



STEP 2  
CONNECT PART FROM STEP 1 & CHAIR SIDE LEFT - RIGHT FRAME (D) TIGHTEN  
BOLT (HW2) WITH ALLEN KEY (HW6)

## PREPARATION

\*Before beginning assembly of product, make sure all parts are present. Compare parts with package contents list and hardware contents list.

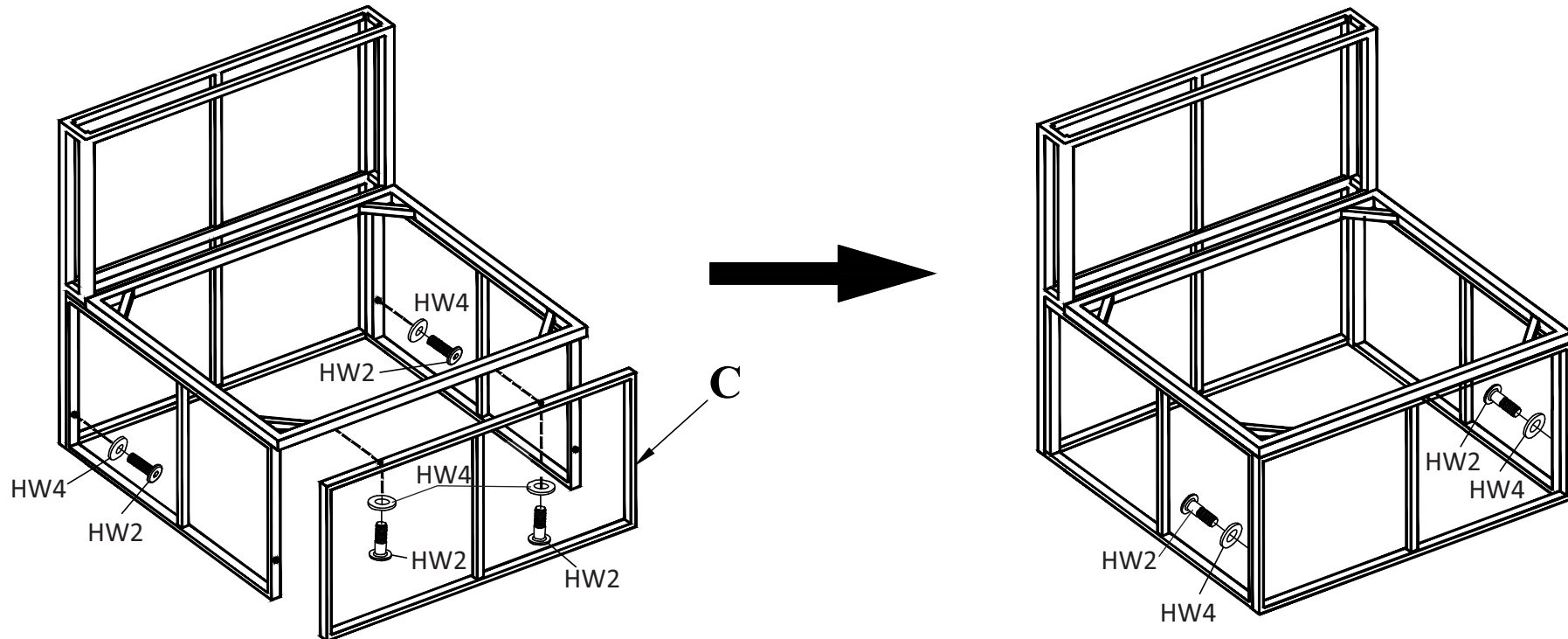
\*If any part is missing or damaged, do not attempt to assemble the product.

\*Estimated Assembly Time : 10 minutes.

\*Tools Required for Assembly (included): Allen Key

\*If you are having difficulty, our friendly Customer care team is always here to help. Please email [customersupport@safavieh.com](mailto:customersupport@safavieh.com)

3 x4



### STEP 3

CONNECT PART FROM STEP 2 & CHAIR FRONT FRAME (C) TIGHTEN BOLT (HW2) WITH ALLEN KEY (HW6)



## PREPARATION

\*Before beginning assembly of product, make sure all parts are present. Compare parts with package contents list and hardware contents list.

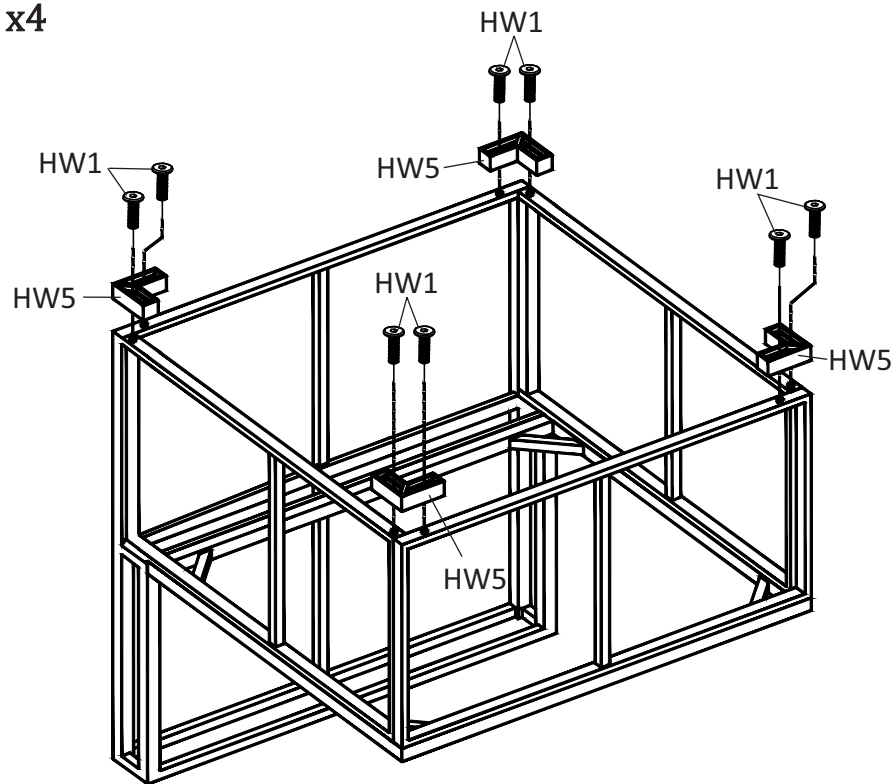
\*If any part is missing or damaged, do not attempt to assemble the product.

\*Estimated Assembly Time : 10 minutes.

\*Tools Required for Assembly (included): Allen Key

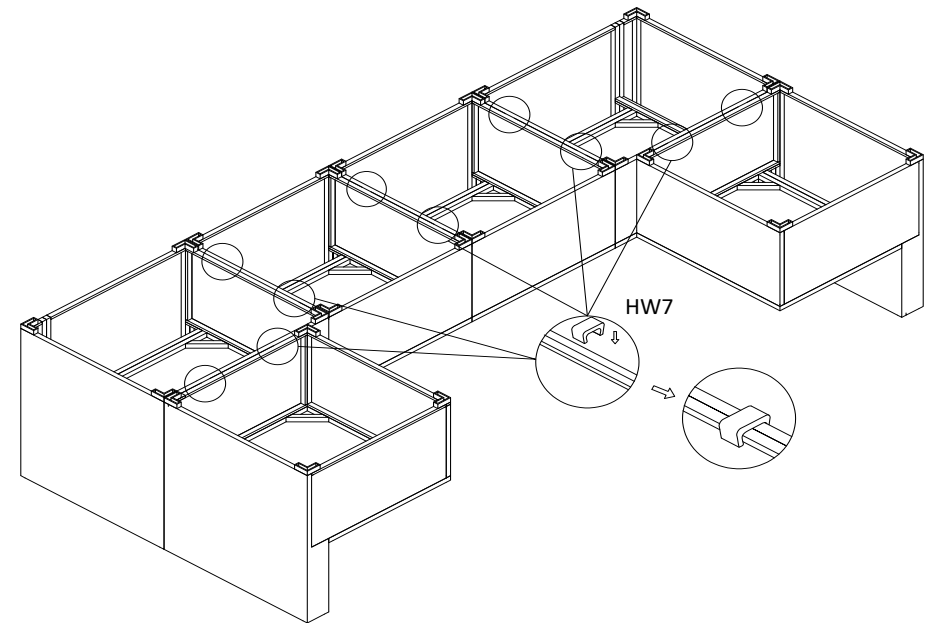
\*If you are having difficulty, our friendly Customer care team is always here to help. Please email [customersupport@safavieh.com](mailto:customersupport@safavieh.com)

4 x4



STEP 4  
CONNECT PART FROM STEP 3 & PLASTIC FEET (HW5)  
TIGHTEN BOLT (HW1) WITH ALLEN KEY (HW6)

5 x4



STEP 5  
PUTON CHAIR SEAT CUSHION (CSH1) & CHAIR BACK  
TO COMPLETE CHAIR

## PREPARATION

\*Before beginning assembly of product, make sure all parts are present. Compare parts with package contents list and hardware contents list.

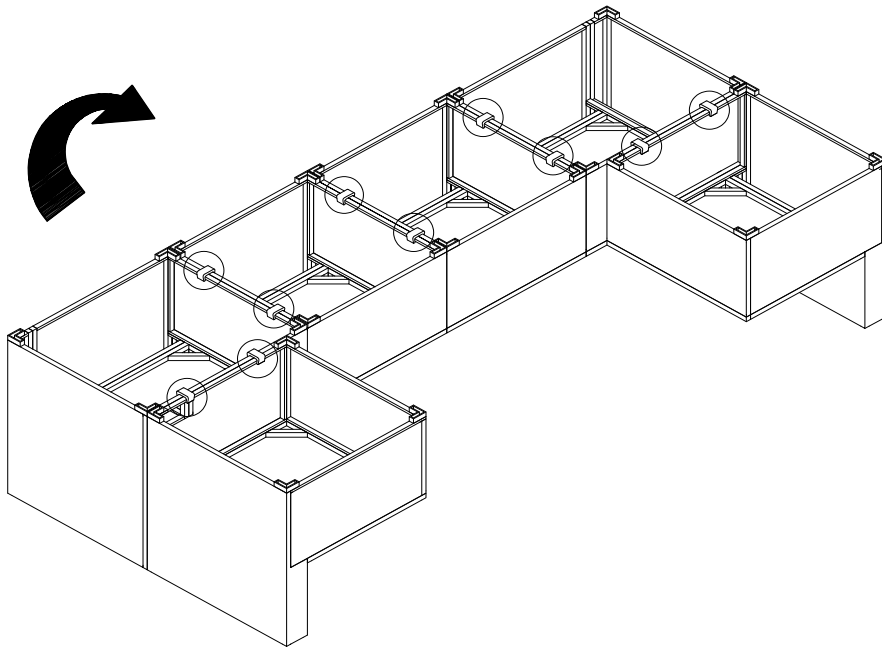
\*If any part is missing or damaged, do not attempt to assemble the product.

\*Estimated Assembly Time : 10 minutes.

\*Tools Required for Assembly (included): Allen Key

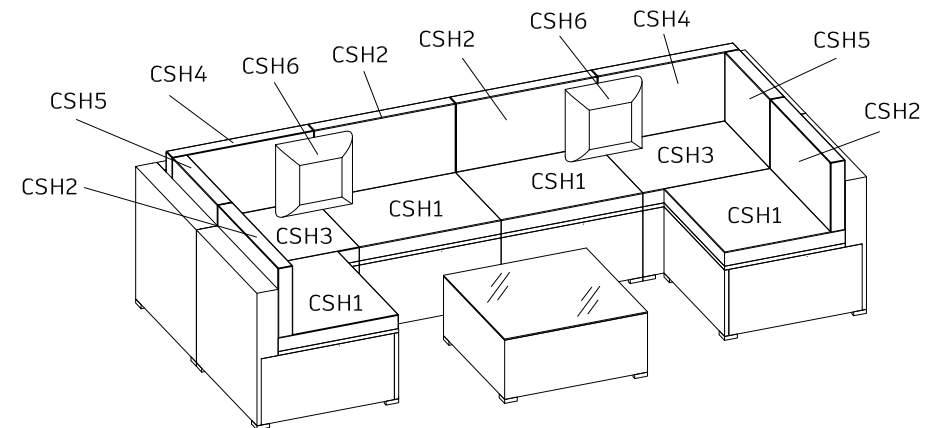
\*If you are having difficulty, our friendly Customer care team is always here to help. Please email [customersupport@safavieh.com](mailto:customersupport@safavieh.com)

6



STEP 6

7



STEP 7

PUT ON CHAIR SEAT CUSHION (CSH1) & CHAIR BACK  
TO COMPLETE CHAIR