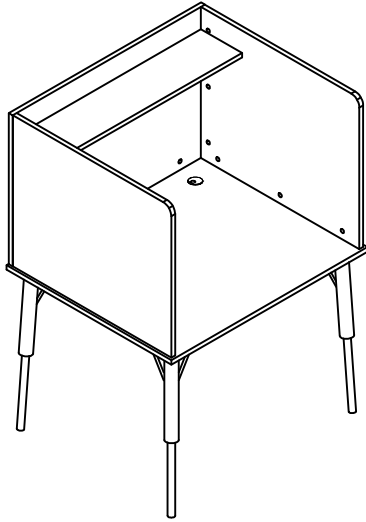


Thank you for your purchase!



Study Carrel with Adjustable Legs and Top Shelf

Before You Begin:

Please identify all component parts and hardware pieces required before you begin. Carefully remove all of the components from the packaging and set aside for assembly. Assemble on a soft surface to prevent scratching during assembly.

Caution:

Tighten all components securely before use. Failure to do so may result in personal injury. DO NOT use any sharp objects to open plastic wrapped components as damage to product or components may result.

Warning:

CHOKING HAZARD - Small Parts. Adult Assembly Required.


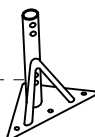


DO NOT ALLOW CHILDREN TO CLIMB ON FURNITURE

Online Assembly Instructions: <http://ftp.flashfurniture.com/AssemblyInstructions/MT-M6221-SGLSC-GREY-GG.pdf>

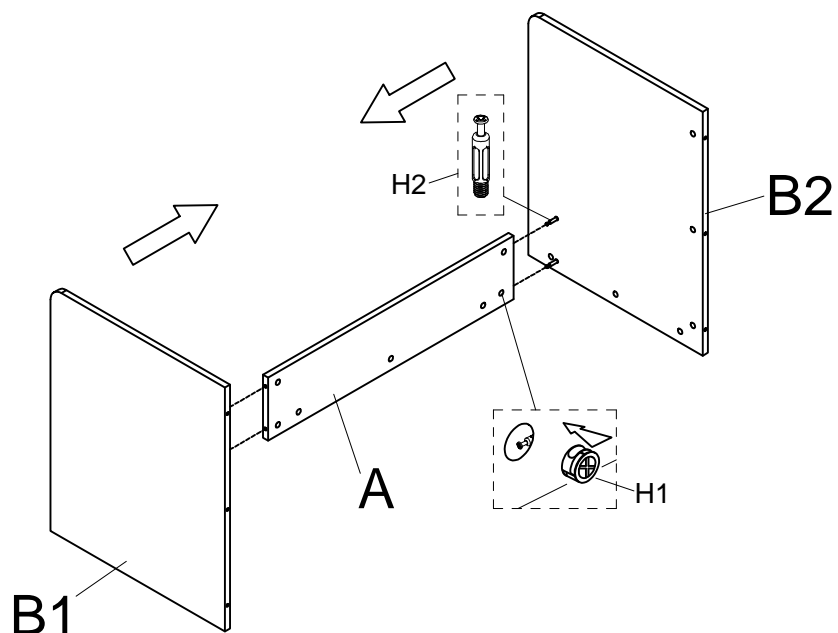
Customer Service email: CustomerExperience@belnick.com | Phone: 866-552-2810

MT-M6221-SGLSC-GRY-GG & MT-M6221-SGLSC-OAK-GG

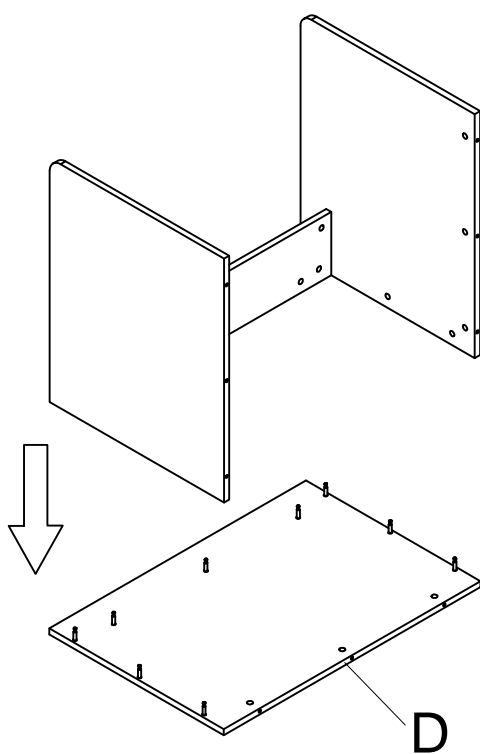
PARTS

A	1	Top Panel	H5	40	Wood Screw	
B1	1	Left Side Panel				
B2	1	Right Side Panel				
C	1	Bottom Panel	H6	4	Black Bracket	
D	1	Back Panel				
H1	22	Cam Lock	H7	4	Adjustable Leg	
H2	22	Cam Post				
H3	1	Grommet Cap	H8	4	Zinc Bracket	
H4	1	Grommet Sleeve				

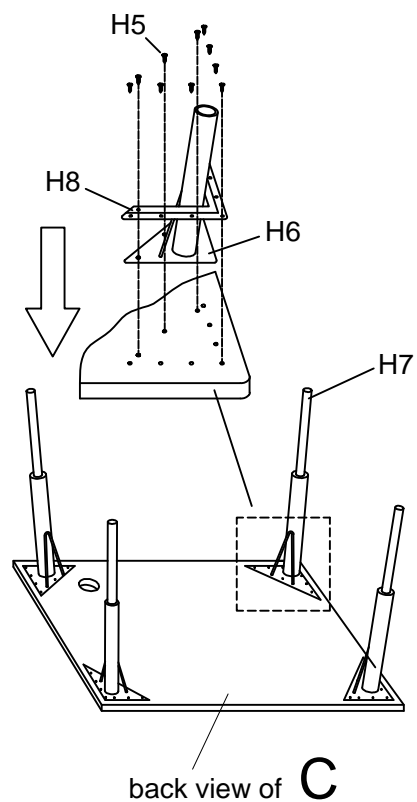
STEP 1



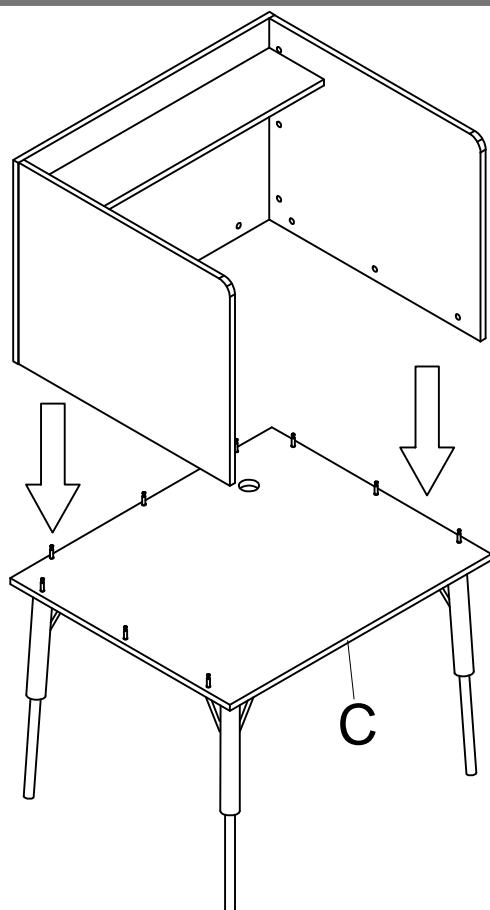
STEP 2



STEP 3



STEP 4



STEP 5

