








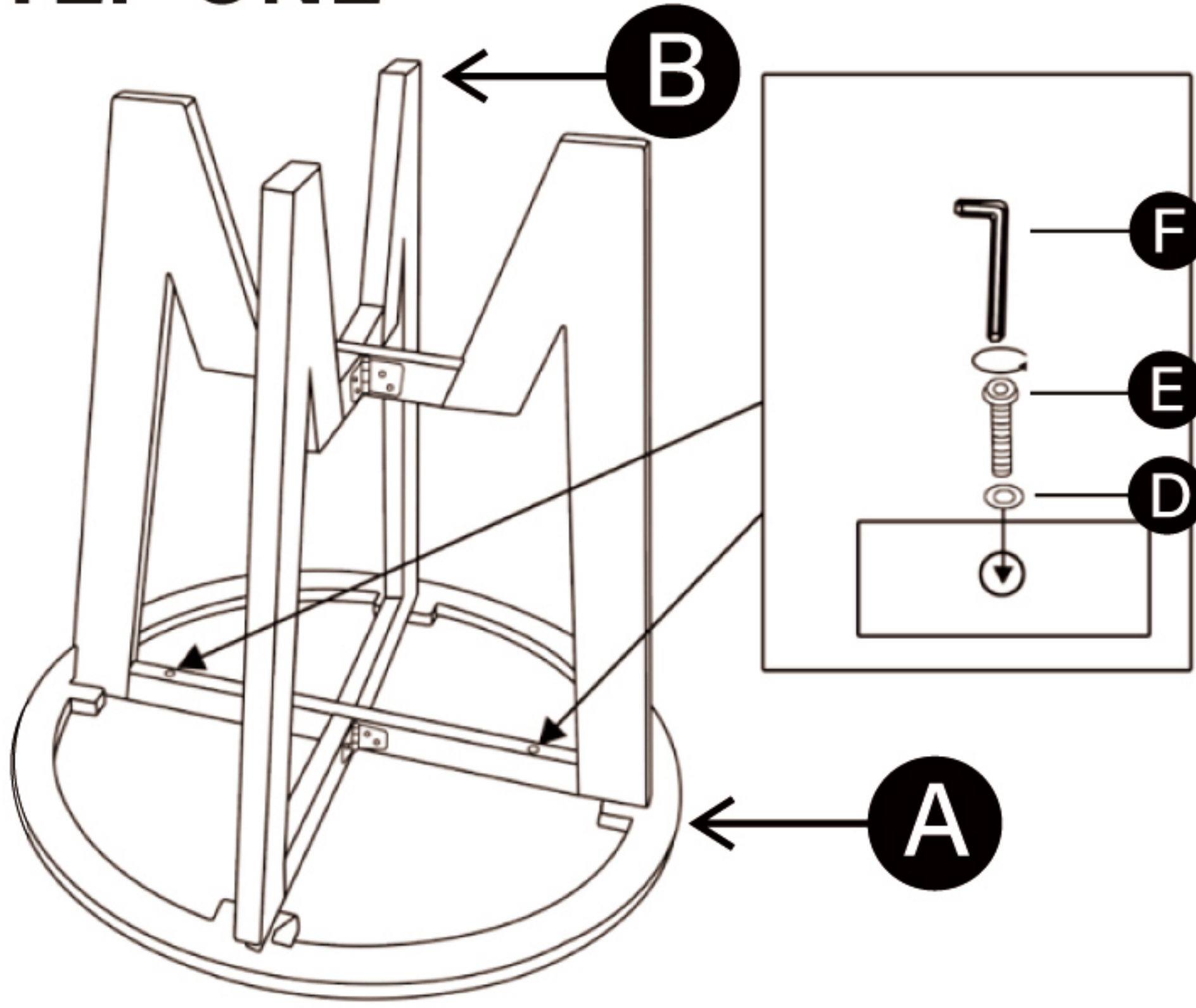
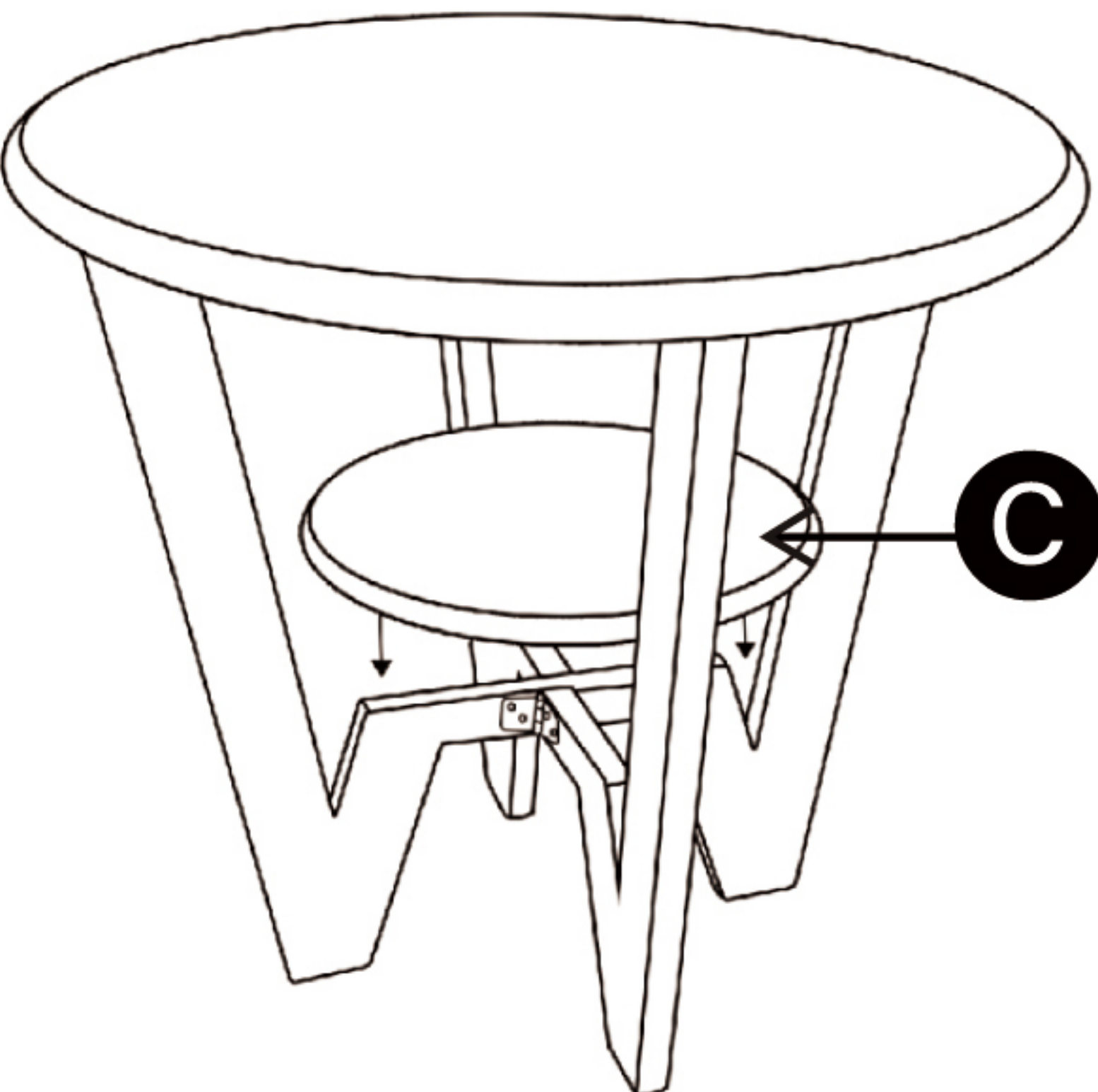

Thank You For Shopping With COZAYH HOME

We value your feedback and want to hear from you. To let us know how we can improve your shopping experience, or to ask a specific question about your order, please find our contact information below.

Customer Service Line: 1.312.600.5553 (M-F 9am-5pm Central Time)

Customer Service Email: Support@cozayh.com

Website: www.cozayhhome.com

<div><h2>Assembly Instructions</h2><p>Laying out and identifying all the parts on the instruction may help smooth out the assembly.</p></div>							
ITEM	PART	DESC.	QTY	ITEM	PART	DESC.	QTY
A		Table top	1	D		Flat washer	4
B		Wood base	1	E		Bolts (6×45mm)	4
C		Bottom shelf	1	F		Allen wrench	1
STEP ONE  <p>Flip the table top upside down. Open the wood base and attach to the table top with bolts and washers as shown.</p>			STEP TWO  <p>Insert bottom shelf as shown above.</p>			STEP THREE  <p>Done! Please make sure the bolts are fully tightened before styling.</p>	



WARNING

- Do not dispose of any packaging or contents of the shipping carton until assembly is completed to avoid accidentally discarding small parts or hardware.
- Choking Hazard – Adult assembly required. It may contain small parts and sharp points.
- Do NOT use power tools.
- This product can hold a maximum load of 25 Lbs. Do NOT overload.



COZAYH HOME