

Thank You For Shopping With COZAYH HOME

We value your feedback and want to hear from you. To let us know how we can improve your shopping experience, or to ask a specific question about your order, please find our contact information below.

Customer Service Line: 1.312.600.5553 (M-F 9am-5pm Central Time)

Customer Service Email: Support@cozayh.com







Website: www.cozayhhome.com




SKU:
X02013-2
X02013-3

Assembly Instructions


Laying out all the parts and hardware and identifying each part as shown may help you when you assemble the table.

ITEM	PART	DESC.	QTY	ITEM	PART	DESC.	QTY
A		Cabinet body	1	D		Allen key	1
B		Wood leg	2	E		Handle	6
C		Bolt&washer (8*45mm)	4	F		Bolt&washer (4*20mm)	6

STEP 1




STEP 2



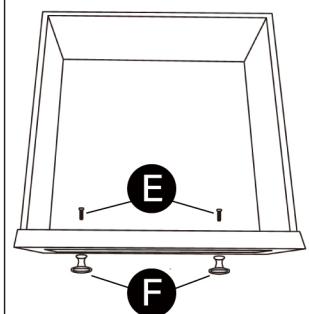
Simply attach the legs to the table body and this item is ready for styling.

STEP 3



STEP 4

3pc Drawers



When installing drawer handles, keep two other drawers closed to avoid dumping.



WARNING

- Do not dispose of any packaging or contents of the shipping carton until assembly is completed to avoid accidentally discarding small parts or hardware.
- Choking Hazard - Adult assembly required. It may contain small parts and sharp points.
- Do NOT use power tools.
- This product can hold a maximum load of 50 Lbs. Do NOT overload.



COZAYH HOME