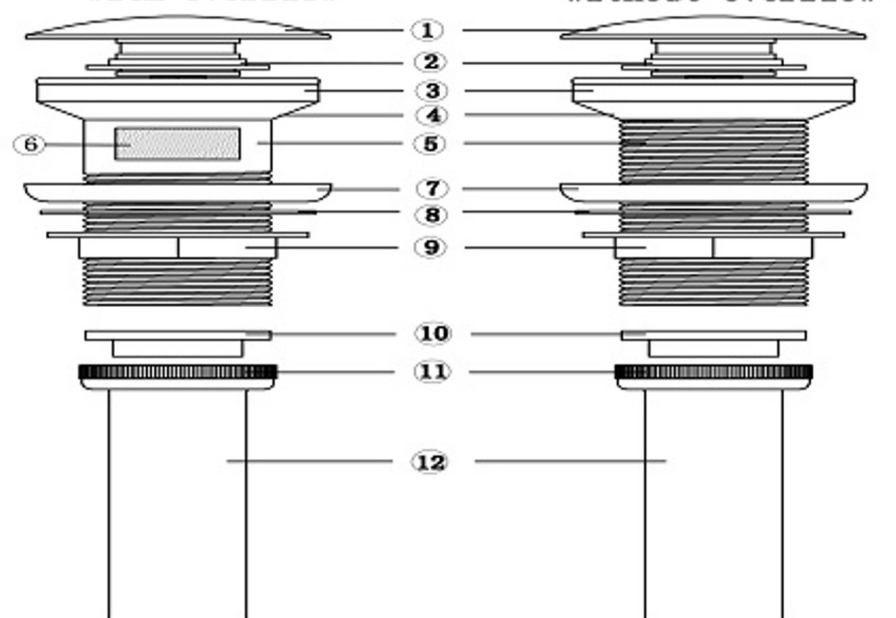


## 1-1 Installation Sketch

With Overflow

Without Overflow



① Drain Cap

② Silicon Gasket

③ Sponge Gasket

④ Silicon Gasket

⑤ Drain Body

⑥ Overflow

⑦ Silicon Gasket

⑧ Plastic Washer

⑨ Brass Locking Nut

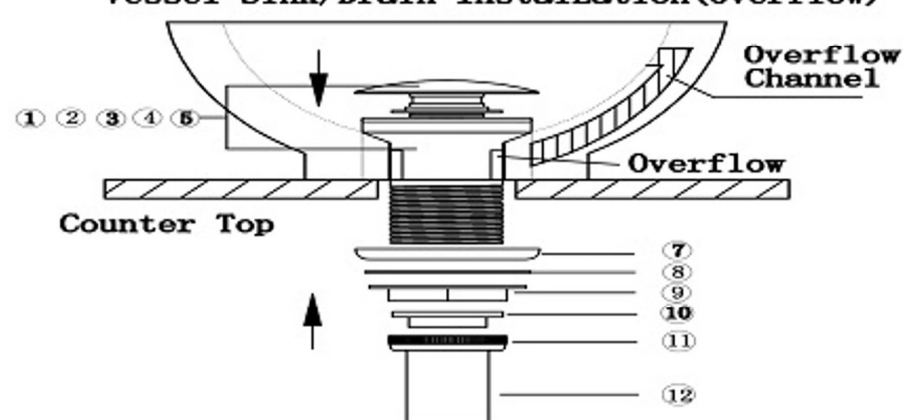
⑩ Rubber Gasket

⑪ Locking Nut

⑫ Tail Pipe

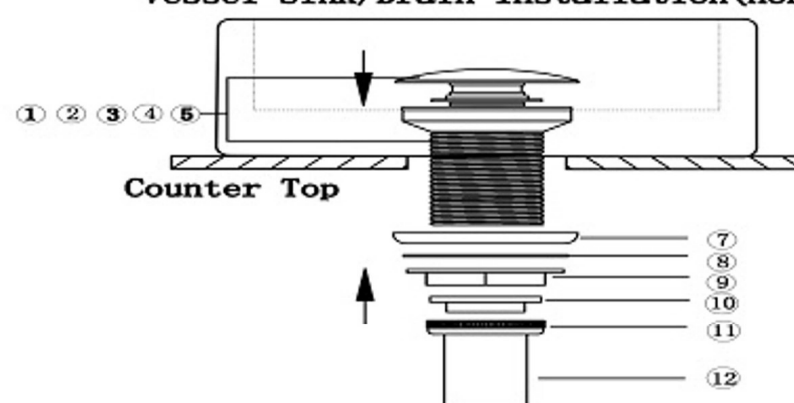
## 1-2 Installation Steps

Vessel Sink/Drain Installation(Overflow)



Installation as shown in the figure

Vessel Sink/Drain Installation(non-Overflow)



Installation as shown in the figure