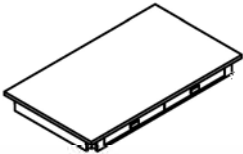


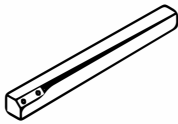


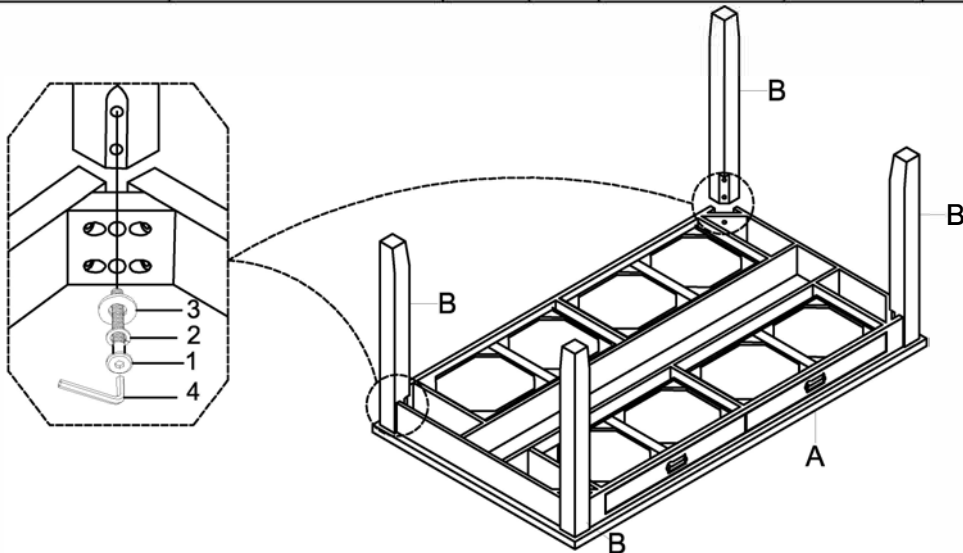
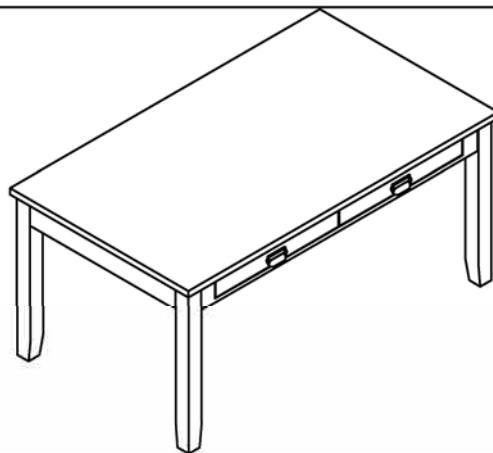


ASSEMBLY INSTRUCTION**ITEM NO: 193D5710-60
DINING TABLE**

Thank you for purchasing this quality product. Be sure to check all packing material carefully for small parts that may have come loose inside the carton during shipment.

PARTS LISTS				HARDWARE LISTS				
NO.	Description	Sketch	Q'ty	NO.	Description	Sketch	Size	Q'ty
A	TABLE TOP		1 PC	1	BOLT		5/16" - 18 x 2 1/2"	8 PCS
				2	SPRING WASHER		5/16" ID x 4/8" OD x 1/8" TK	8 PCS
B	LEGS		4 PCS	3	FLAT WASHER		5/16" ID x 6/8" OD x 1/8" TK	8 PCS
				4	ALLEN WRENCH		1/6"	1 PC

Step 1**Step 2**

DO NOT TIGHTEN BOLTS UNTIL COMPLETELY ASSEMBLED.



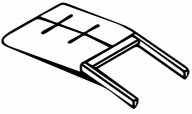




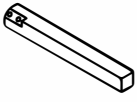



It is recommended to install protective pads under all legs and supports to avoid damage or scratches when placing furniture on a wood floor or other hard surface, and to limit indentation and prevent discoloration if placing on carpet.

ASSEMBLY INSTRUCTION

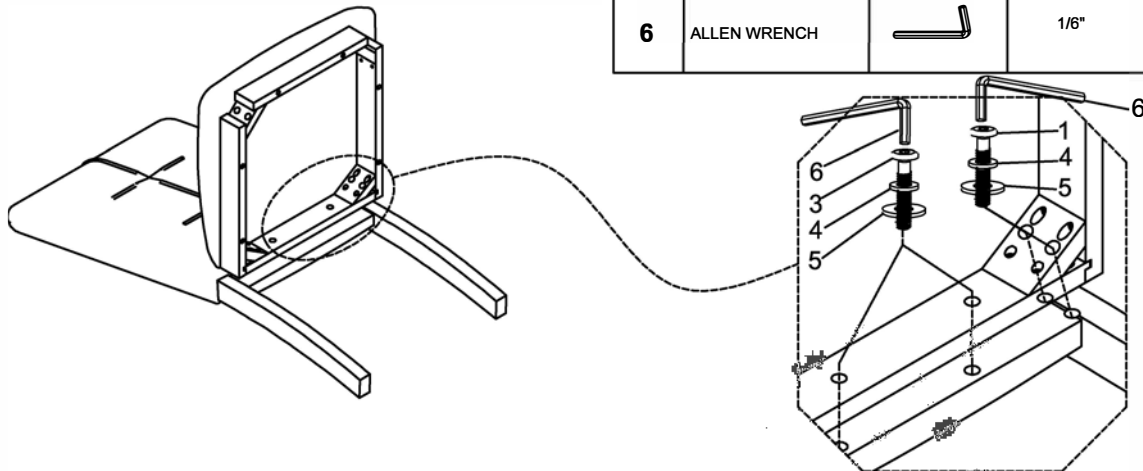
ITEM NO: 193D5710S

SIDE CHAIR

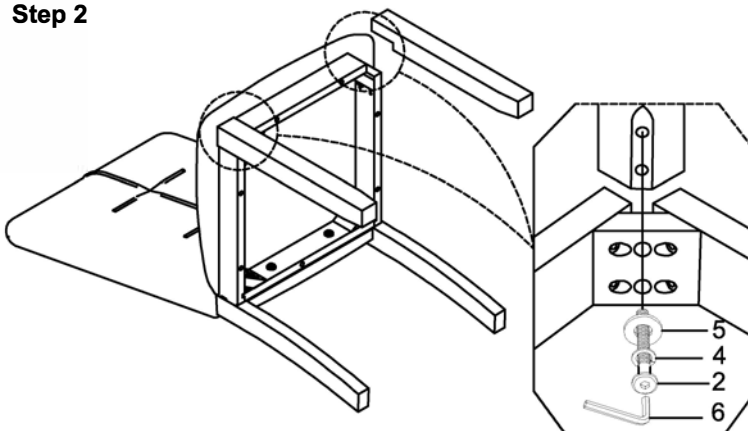
Thank you for purchasing this quality product. Be sure to check all packing material carefully for small parts that may have come loose inside the carton during shipment.

PARTS LISTS				HARDWARE LISTS				
NO.	Description	Sketch	Q'ty	NO.	Description	Sketch	Size	Q'ty
A	CHAIR BACK		1 PC	1	BOLT		1/4" - 20 x 3 1/8"	4 PCS
				2	BOLT		1/4" - 20 x 2 1/8"	4 PCS
B	SEAT CUSHION WITH FRAME		1 PC	3	BOLT		1/4" - 20 x 1 5/8"	2 PCS
C	LSF/ RSF FRONT LEGS		2 PCS	4	SPRING WASHER		1/4" ID x 3/8" OD x 1/16" TK	10 PCS
				5	FLAT WASHER		1/4" ID x 6/8" OD x 1/16" TK	10 PCS
				6	ALLEN WRENCH		1/6"	1 PC

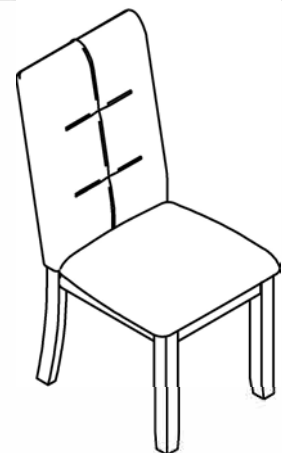
Step 1



Step 2



Step 3



DO NOT TIGHTEN BOLTS UNTIL COMPLETELY ASSEMBLED.



It is recommended to install protective pads under all legs and supports to avoid damage or scratches when placing furniture on a wood floor or other hard surface, and to limit indentation and prevent discoloration if placing on carpet.