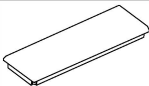







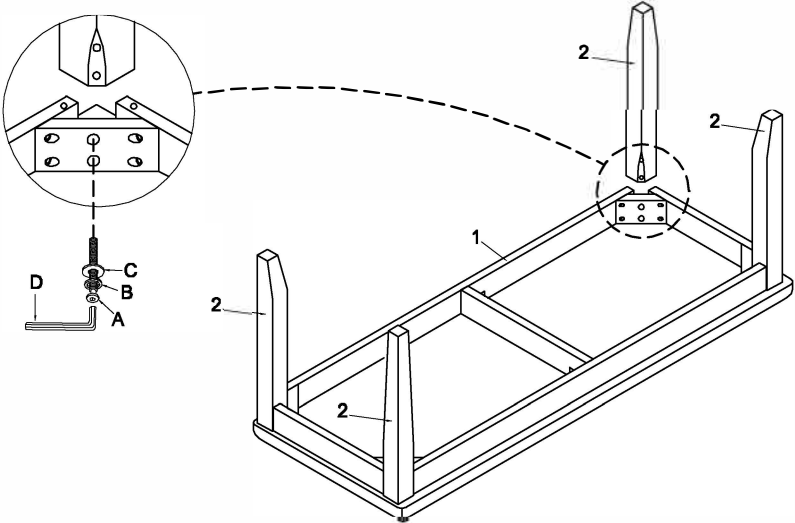
# ASSEMBLY INSTRUCTION

## ITEM NO.: 193D5547-13

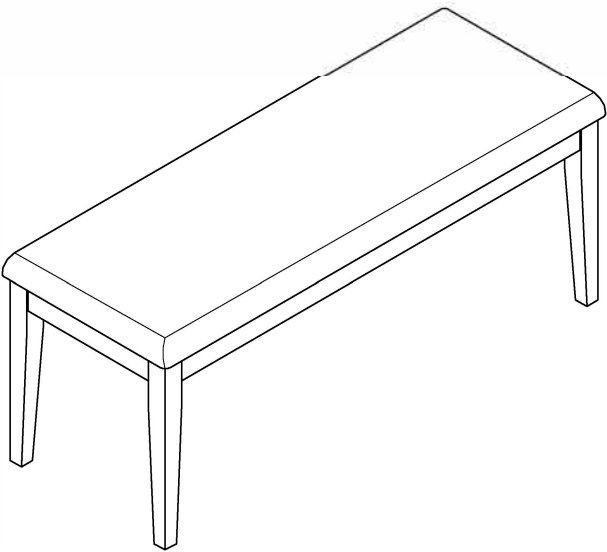
### BENCH

PART LIST				HARDWARE LIST			
1	Bench Frame With Cushion		1pc	A		Bolt $\phi 1/4"$ x 2-3/8"L	8pcs
				B		Lock Washer ( $\phi 1/4"$ )	8pcs
2	Leg		4pcs	C		Flat Washer ( $\phi 1/4"$ )	8pcs
				D		Allen Key (4mm)	1pc

#### Step 1



#### Completed



For items use on wooden floor, hard surfaces or carpets, it is recommended to Install protective pads under all legs and supports to avoid/prevent from damages/scratches and discoloration.