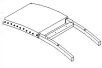




# ASSEMBLY INSTRUCTION

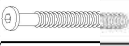
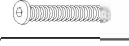




## ITEM NO.: 193D1718GYS

### SIDE CHAIR

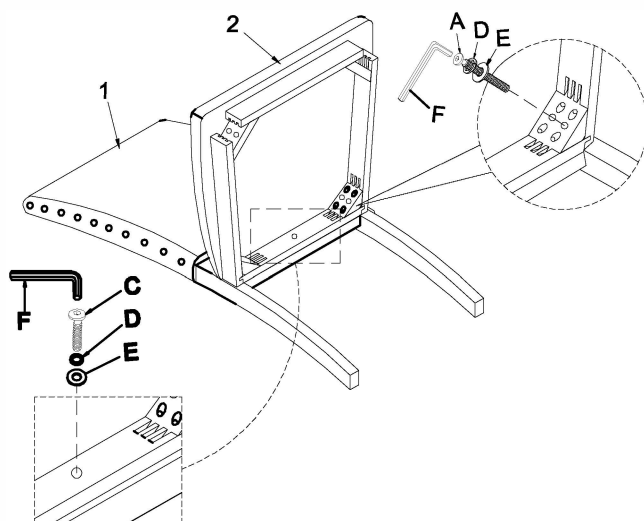
#### PART LIST

1	CHAIR BACK		1PC
2	SEAT FRAME WITH CUSHION		1PC
3	FRONT LEG LSF / RSF		2PCS

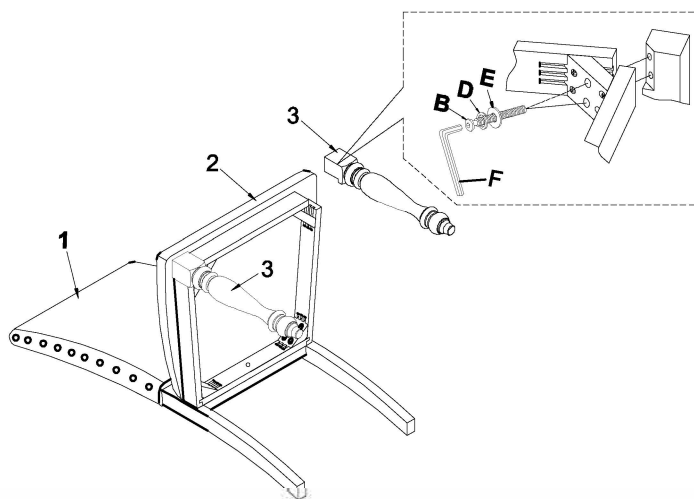
#### HARDWARE LIST

A		BOLT (Ø5/16 x 3-1/8")	4PCS
B		BOLT (Ø5/16 x 2-3/8")	4PCS
C		BOLT (Ø5/16 x 1-1/2")	1PC
D		SPRING WASHER (Ø5/16")	9PCS
E		FLAT WASHER (Ø5/16")	9PCS
F		ALLEN KEY (4mm)	1PC


#### STEP 1



#### STEP 2



#### COMPLETED



**For items use on wooden floor, hard surfaces or carpets, it is recommended to install protective pads under all legs and supports to avoid/prevent from damages/scratches and discoloration.**