



Liberty Furniture
INDUSTRIES, INC

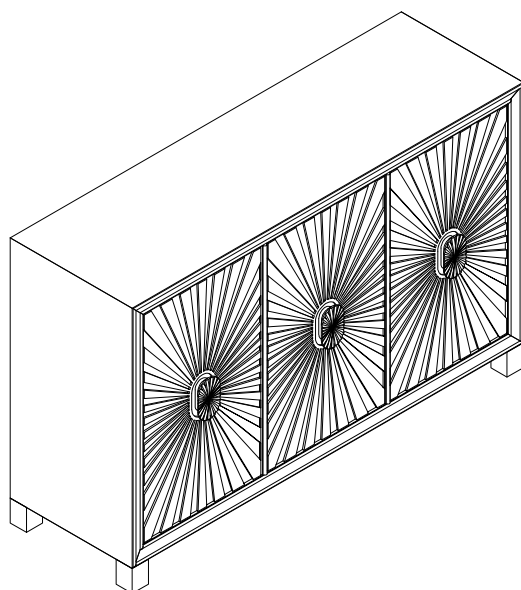
LIBERTY FURNITURE

ASSEMBLY INSTRUCTIONS

ITEM#:2041-AC5636

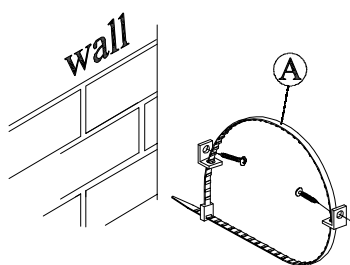
DESCRIPTION: 3 DOOR ACCENT CABINET

Thank you for purchasing this quality product. Be sure to check all packing material carefully for small parts, which may have come loose inside the carton during shipment. Identify and count all parts and compare with the parts list below.

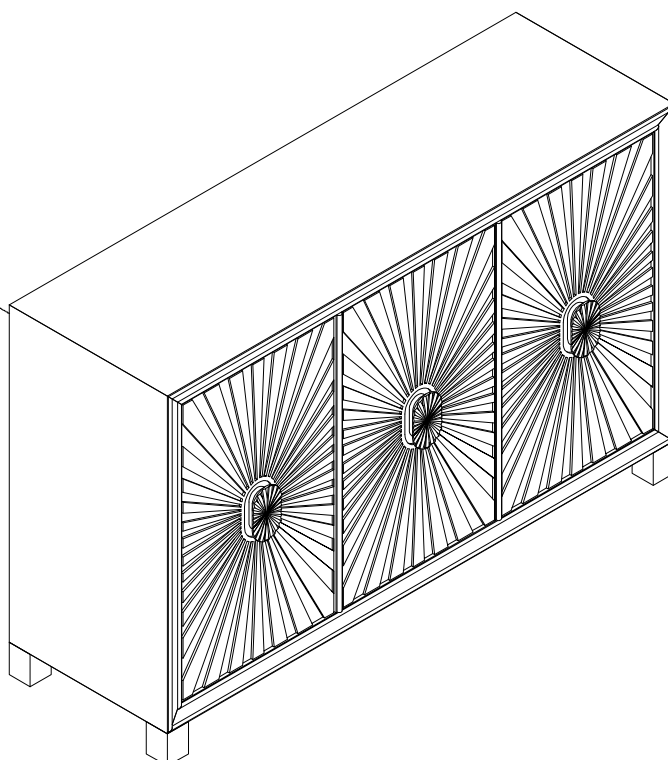


HARDWARE LIST

NO.	Drawing	Description	Quantity
A		Tipping Restraint	1pc



Furniture Tipping Restraint must always be used to prevent the furniture from tipping





Liberty Furniture
INDUSTRIES, INC

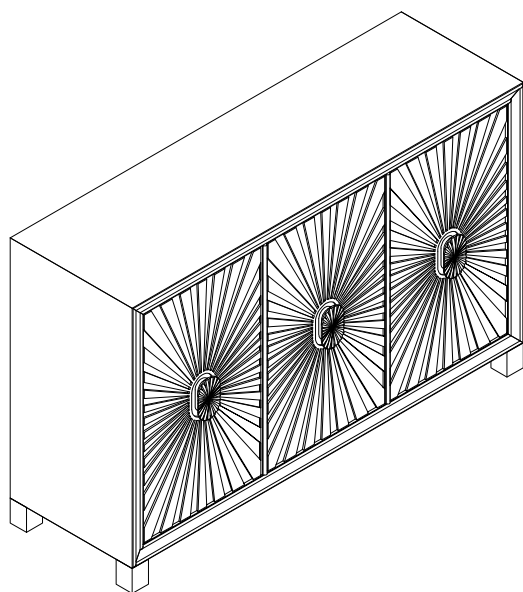
LIBERTY FURNITURE

ASSEMBLY INSTRUCTIONS

ITEM#:2041-AC5636

DESCRIPTION: 3 DOOR ACCENT CABINET

Thank you for purchasing this quality product. Be sure to check all packing material carefully for small parts, which may have come loose inside the carton during shipment. Identify and count all parts and compare with the parts list below.



HARDWARE LIST

PHILIPS SCREWDRIVER



NOT SUPPLIED

Sometimes the doors will not line up because of an uneven floor surface the furniture rests on. In that case, try adjusting the levelers found on the bottom of each foot to aid in correcting.

