

Thank You For Shopping With COZAYH HOME

We value your feedback and want to hear from you. To let us know how we can improve your shopping experience, or to ask a specific question about your order, please find our contact information below.

Customer Service Line: 1.312.600.5553 (M-F 9am-5pm Central Time)

Customer Service Email: Support@cozayh.com

Website: www.cozayhhome.com



SKU:
F03026

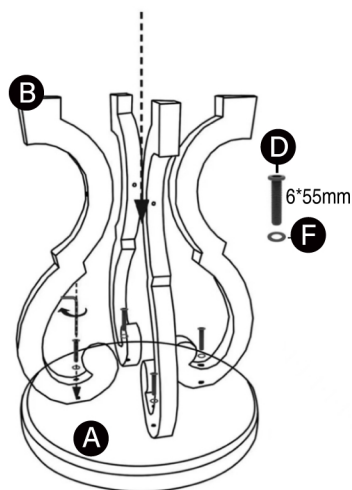
Assembly Instructions

Laying out all the parts and hardware and identifying each part as shown may help you when you assemble the table.

ITEM	PART	DESC.	QTY	ITEM	PART	DESC.	QTY	ITEM	PART	DESC.	QTY
A		Table Top	1	D		Screw (6*55mm)	4	G		Allen Key	1
B		Table Leg	4	E		Screw (6*45mm)	4	H		Levelling Foot	4
C		Leg Connection	1	F		Washer	8	I		Dust Cap	4

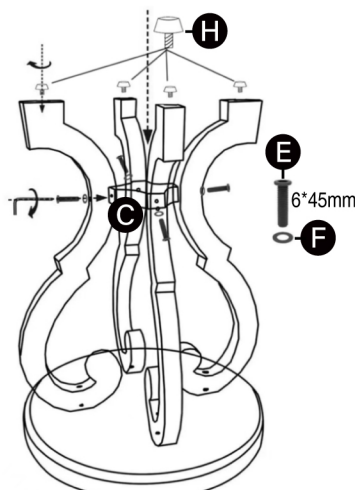
NOTE: Do NOT fully tighten all the screws until all components are properly attached.

STEP ONE



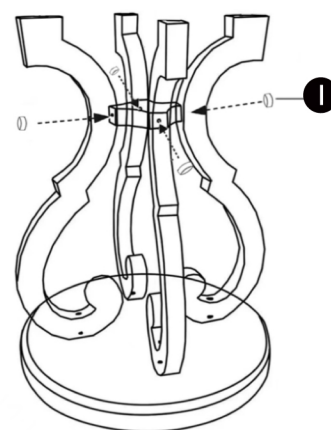
Attach the legs to the table top using LONGER screws.

STEP TWO



Attach the legs to the leg connection using SHORTER screws. Attach levelling feet.

STEP THREE



Plug in dust caps.



WARNING

- Do not dispose of any packaging or contents of the shipping carton until assembly is completed to avoid accidentally discarding small parts or hardware.
- Choking Hazard – Adult assembly required. It may contain small parts and sharp points.
- Do NOT use power tools.
- This product can hold a maximum load of 25 Lbs. Do NOT overload.



COZAYH HOME