

Your furniture purchase is an investment. Here are a few tips to maximize the lifetime of your furniture with a minimal amount of effort. Properly caring for your furniture can help ensure that it looks great year after year.

#### Wood Furniture Maintenance:

- Always dust, wipe, and clean with the grain of the wood.
- Dust with a soft cloth. Dust will scratch the furniture surface if not removed properly.
- If a polished surface becomes foggy, rub it with a cloth dipped in a solution of one tablespoon vinegar to one quart of water. Rub softly with the grain until the surface is completely dry.
- Soap and water are not advisable for wood surfaces. Water can penetrate the finish and raise the grain on wood, causing damage.
- Remember to change dusting cloths frequently as dirty cloths may scratch your furniture's surface.
- Moisture is wood's worst enemy. Liquid spills should be gently wiped up immediately. Coasters should be used under all beverages.
- Do not allow rubber or vinyl materials to lie on the furniture. Chemicals in rubber may leave a stain. Put a strip of felt or leather under accessories that have rubber or vinyl.
- Heat creates a chemical change in the furniture's finish, which result in a white spot. Use protective pads under hot dishes, appliances, etc.
- Sunlight's ultraviolet rays can damage the finish of furniture. Do not place furniture directly against a heater or radiator and do not place in the path of hot streams of air from central heating. This will cause extreme localized drying of the wood.

#### Marble Top Maintenance:

The surface of the marble on your table has been polished and sealed to create a generally non-porous surface. The stone has many natural characteristics including veining, hairline cracks, and color variations, which make up the stone's beauty.

To maintain the beauty of your marble:

- Protect surfaces from scratching, staining and etching by:
  - Keeping them free of debris or sharp objects.
  - Wiping up spills immediately
  - Avoiding contact with chemicals (particularly acid-based materials)
- Clean with PH neutral products or those especially formulated for use on stone.
- It is not recommended to use a water-based solvent for dark marble as it will remove the polish from the surface.

#### Caring for the Fabric on Upholstered Furniture:

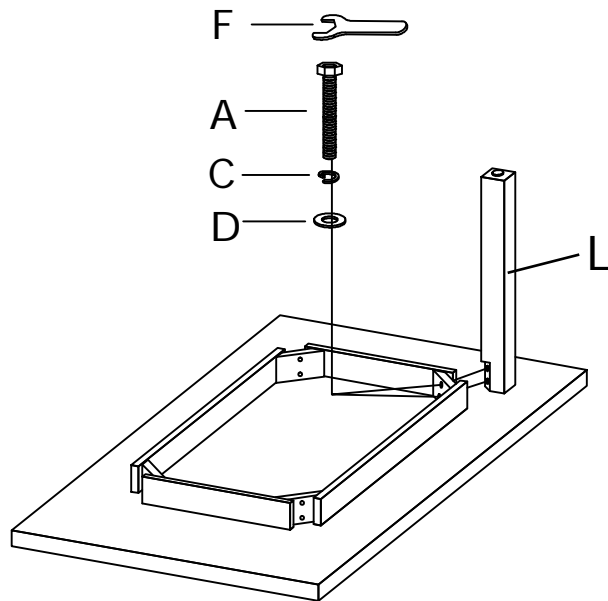
- Frequent vacuuming of the entire upholstered area will prevent dust from settling into the fibers.
- Professional cleaning is always recommended for all upholstered pieces.
- Do not use cleaning products containing brightening agents.

VERY IMPORTANT!!			
<b>NEVER</b> USE GLASS CLEANERS ON FINISHED SURFACES. AMMONIA WILL CHEMICALLY ATTACK THE FINISH.	DO NOT WRITE DIRECTLY ON SURFACE  <b>PREVENT MARKING</b>	DO NOT PLACE DIRECTLY IN SUNLIGHT  <b>PREVENT FADING</b>	DO NOT USE PLACEMATS WITH RUBBER BASES  <b>PREVENT DISCOLORING</b>
<b>NEVER</b> ALLOW LIQUIDS OF ANY KIND TO LINGER ON SURFACES. ABSORPTION CAUSES THE WOOD TO WARP AND THE FINISH TO DE-LAMINATE.	DO NOT USE COMMERCIAL POLISHES AND WAXES  <b>PREVENT YELLOWING</b>	DO NOT PLACE HOT POTS, ETC ON SURFACE  <b>PREVENT DAMAGE TO FINISH!</b>	REGULATE THE HUMIDITY CONDITIONS AT YOUR HOME  <b>PREVENT SPLITTING</b>

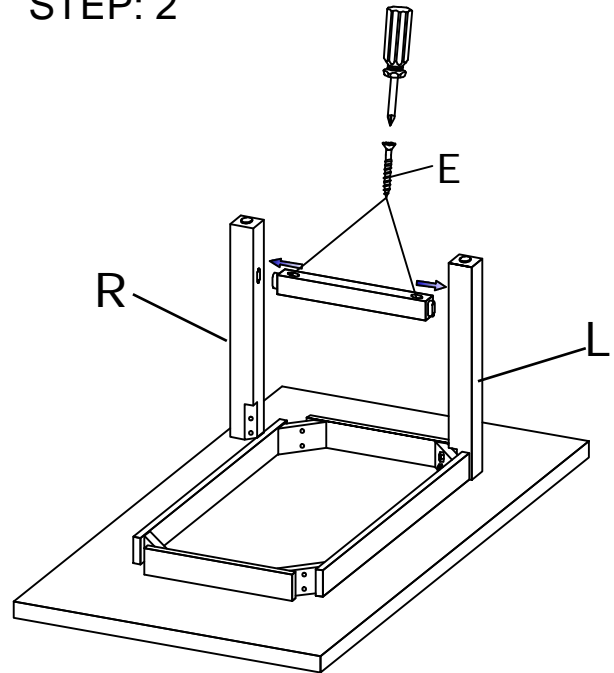
# Assembly Instructions

Do not fully tighten screws & bolts until the entire item is completely assembled

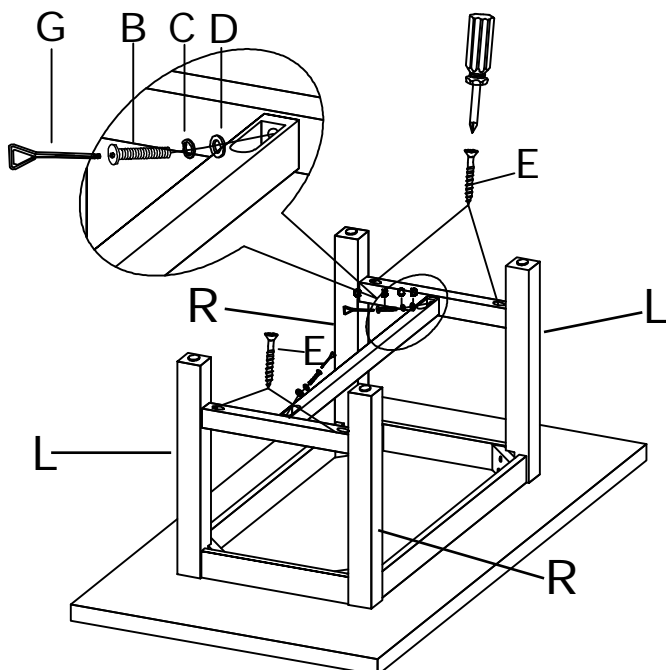
## STEP: 1



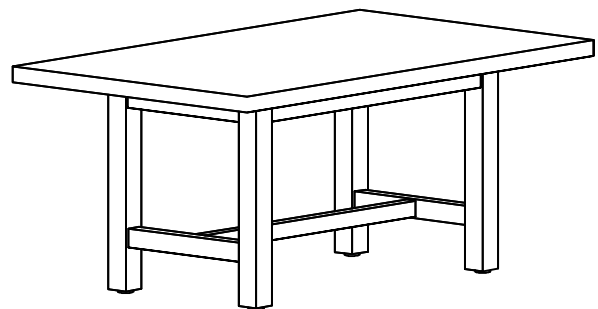
## STEP: 2



## STEP: 3



## STEP: 4



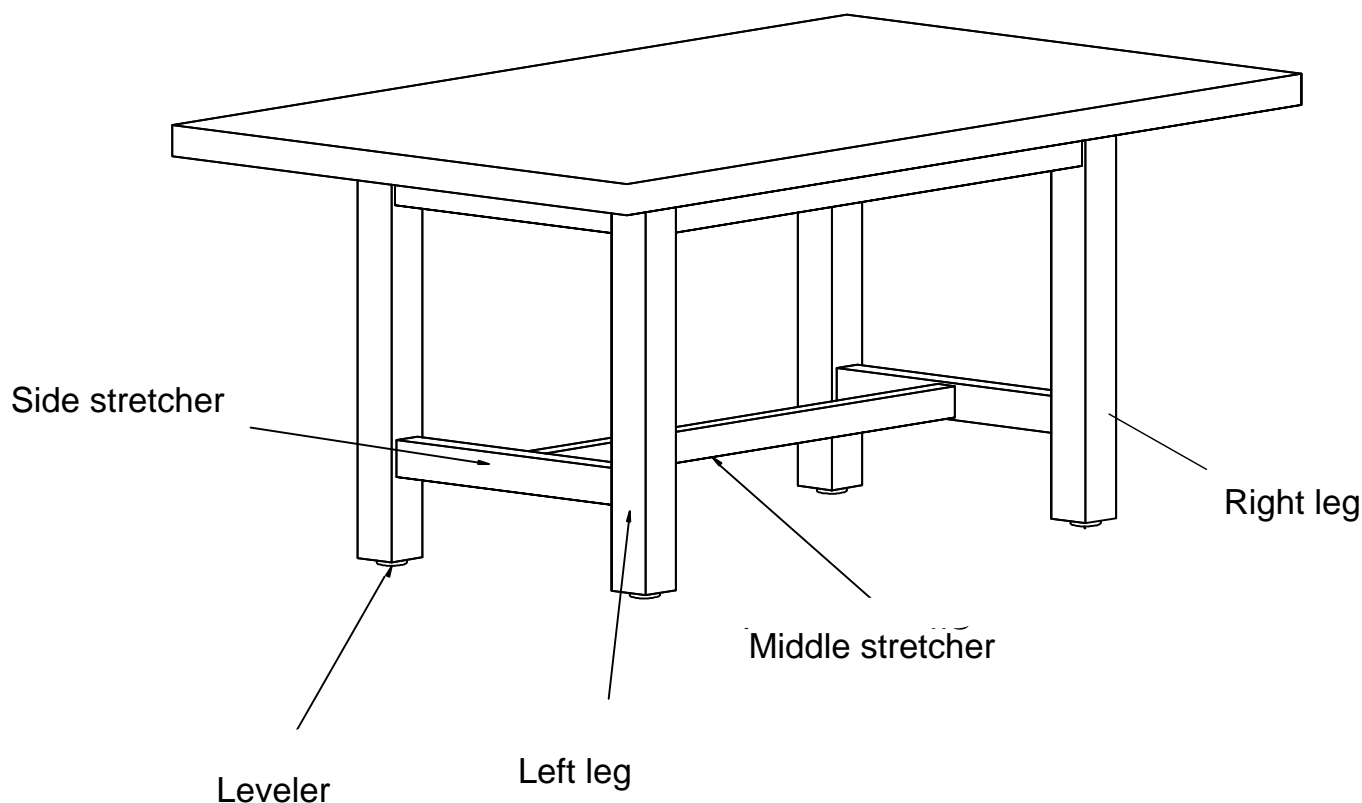
# Hardware Pack

A		Ø5/16"×3"	8PCS
B		Ø5/16"×2"	2PCS
C		Ø5/16"	10PCS
D		Ø5/16"	10PCS
E		2"	4PC
F		12mm	1PC
G		5mm	1PC

- MARBLE/GRANITE IS NON-STAIN RESISTANT AGAINST FOODS AND ACIDIC OR OILY LIQUID
- IF ACIDIC OR OILY LIQUID SPILLS OVER THE MARBLE/GRANITE TABLE TOP, PLEASE IMMEDIATELY USE A DAMP SPONGES AND DETERGENT OR TOOTHPASTE TO WIPE MARBLE/GRANITE TABLE TOP UNTIL IT IS CLEAN
- COMMON OILY SUBSTANCES: COOKING OIL, OLIVE OIL  
COMMON ACIDIC SUBSTANCES: KETCHUP, VINEGAR, GRAPE JUICE, LEMON JUICE
- MARBLE/GRANITE IS A NATURAL STONE PRODUCT. ANY VARIATIONS IN PATTERN, TEXTURE, AND COLOR ARE INHERENT IN THE MATERIAL AND ENHANCE THE NATURAL BEAUTY OF THE STONE.
- PLEASE DO NOT PLACE COLD OR HOT ITEMS DIRECTLY ON THE STONE

# PARTS

## COMPLETE HARDWARE



PRODUCT DETAILS	
TOP	GUBAOGRAY SOLID MARBLE+PW
MARBLE TOP THICKNESS	55MM
APRON	ASH VENEER ON MDF
LEG	PINE
STRETCHER	PINE
LEVELER	PLASTIC+ IRON
PRODUCT SIZE	78"x42"x30"
CARTON SIZE	81.5"x46.75"x7.5"
NET WEIGHT	214.72 LBS
GROSS WEIGHT	235.84 LBS
CU.FT.	16.54'

## MADE IN CHINA