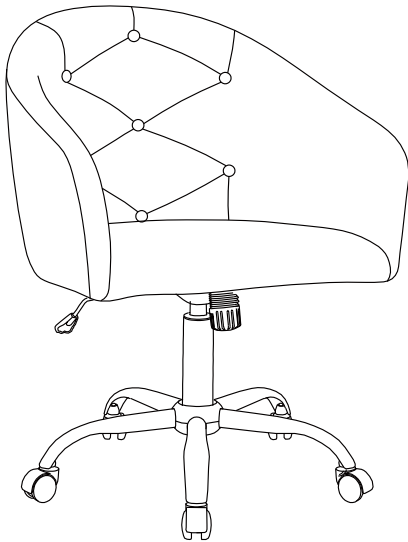


PORTHOS

H O M E

Item:QY024A

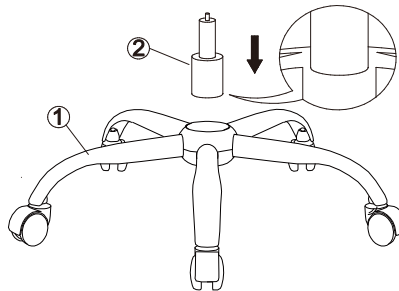
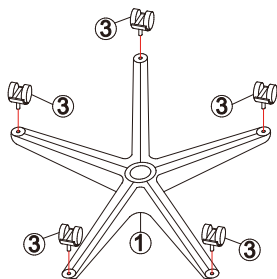
ASSEMBLY INSTRUCTIONS



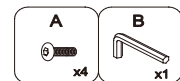
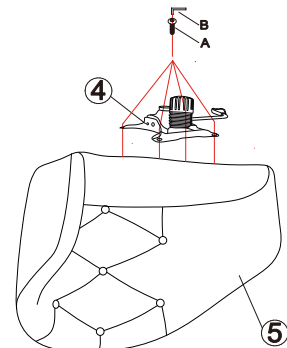
TURN TOP UPSIDE DOWN ON A SOFT WORKING SURFACE

| | | | | | |
|---|----|---|----|---|--|
| ① | | ② | | ③ | |
| ④ | | ⑤ | | | |
| A | x4 | B | x1 | | |

STEP1

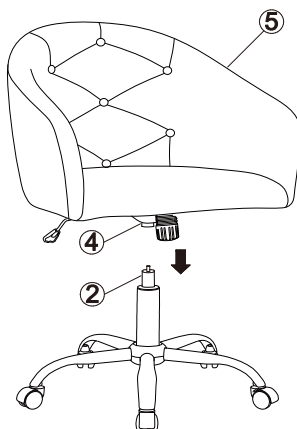


STEP2



Hardware & Tools Required

STEP3



STEP4

