

# ASSEMBLY INSTRUCTION

ITEM NO.: 194S9507CHC/DGY/GRY-5

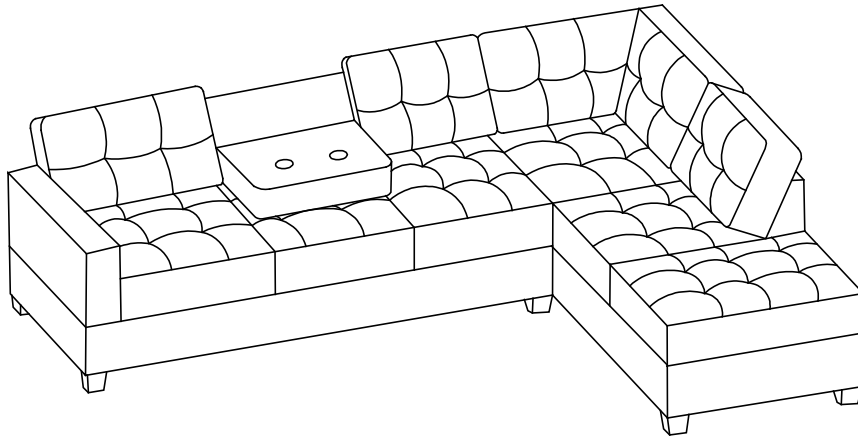
Reversible Chaise

ITEM NO.: 194S9507CHC/DGY/GRY-3

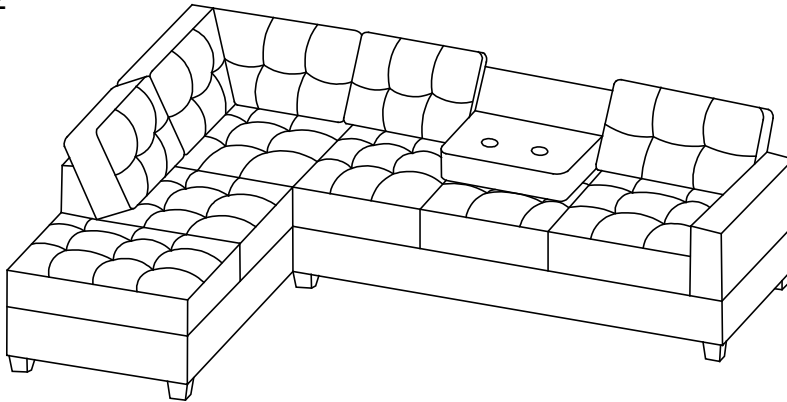
Reversible 3-Seater with Drop-Down Cup Holders

Sectional can be assembled with right side facing chaise (configuration #1) or a left side facing chaise (configuration #2) . See instructions below.

Configuration#1




Configuration#2



## CARE INSTRUCTION FOR 100% POLYESTER FURNITURE:

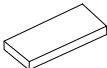





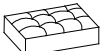








In order to maintain the original appearance of your 100% polyester furniture, please follow below care procedures:

- Avoid exposing furniture directly to sunlight or heating and air conditioning outlets. Sunlight and / or exposure to heating and air conditioning outlets will fade/damage fabric. Do not place your upholstered furniture too close to windows, radiators, or vents, and be sure to use window treatments to block the sun's rays.
- Vacuum or wipe with a soft cloth regularly to remove dust.

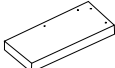
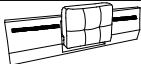









 For items use on wooden floor, hard surfaces or carpets, it is recommended to install protective pads under all legs and supports to avoid/prevent from damages/scratches and discoloration.

# 194S9507CHC/DGY/GRY REVERSIBLE SECTIONAL

## CHAISE COMPONENT LIST

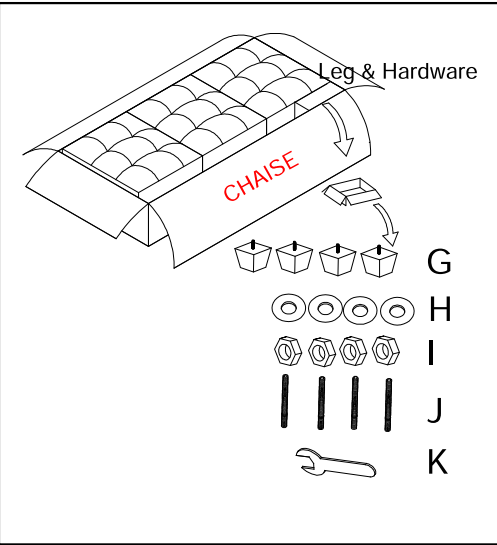
NO.	DRAWING	QTY	DESCRIPTION
A		1	CHAISE SEAT
B		1	CHAISE BACK REST
C		1	BACK CORNER
D		1	RSF CHAISE BACK REST
E1		1	REAR SEAT CUSHION
E2		1	MIDDLE SEAT CUSHION
E3		1	FRONT SEAT CUSHION
F1		1	FRONT BACK CUSHION
F2		1	MIDDLE BACK CUSHION
F3		1	REAR BACK CUSHION
G		4	PLASTIC LEG 100*100*80MM
H		4	FLAT WASHER $\phi 5/16"$ X 22MM
I		4	NUT $\phi 5/16"$ X 12MM
J		4	BOLT $\phi 5/16"$ X 90MM
K		1	OPEN WRENCH

## 3-SEATER COMPONENT LIST

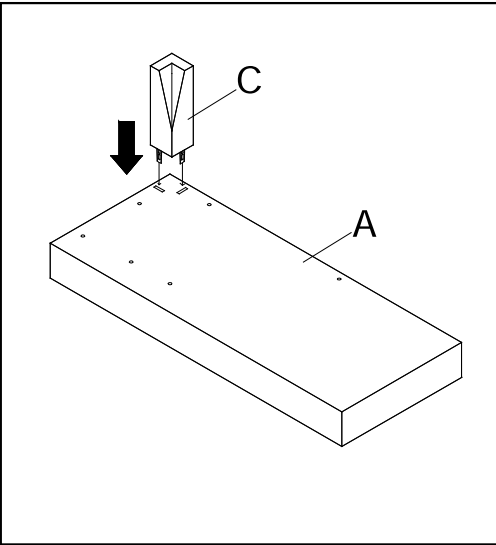
NO.	DRAWING	QTY	DESCRIPTION
M		1	3-SEATER SEAT
N		1	BACK REST WITH MIDDLE BACK CUSHION
O		1	ARM
P		3	3-SEATER SEAT CUSHION
Q		2	3-SEATER BACK CUSHION
G		4	PLASTIC LEG 100*100*80MM
H		5	FLAT WASHER $\phi 5/16"$ X 22MM
I		5	NUT $\phi 5/16"$ X 12MM
J		5	BOLT $\phi 5/16"$ X 90MM
K		1	OPEN WRENCH
L		2	METAL CONNECTOR

Please follow the drawings below to assemble the item.  
Legs and hardware are stored in small carton box as shown in drawing, please take out for assembly.

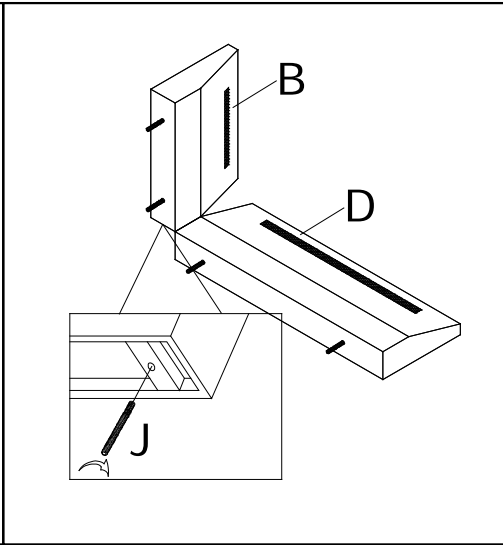
Step 1



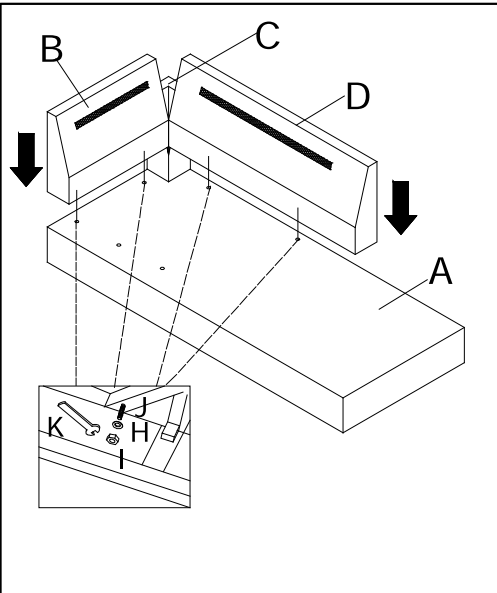
Step 2



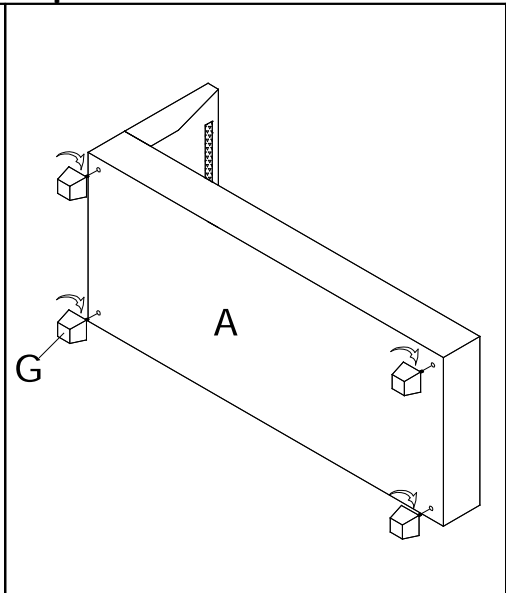
Step 3



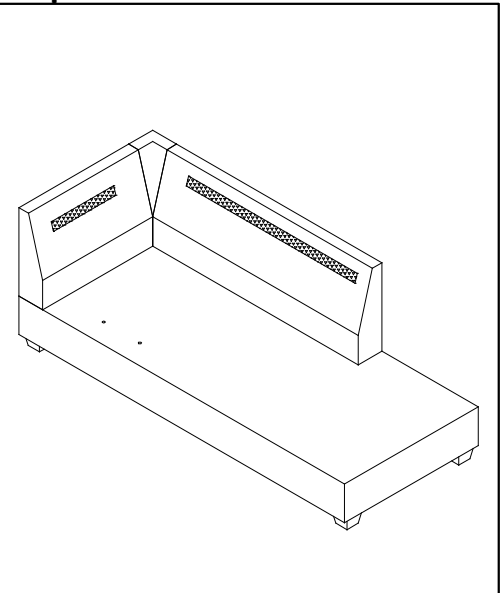
Step 4



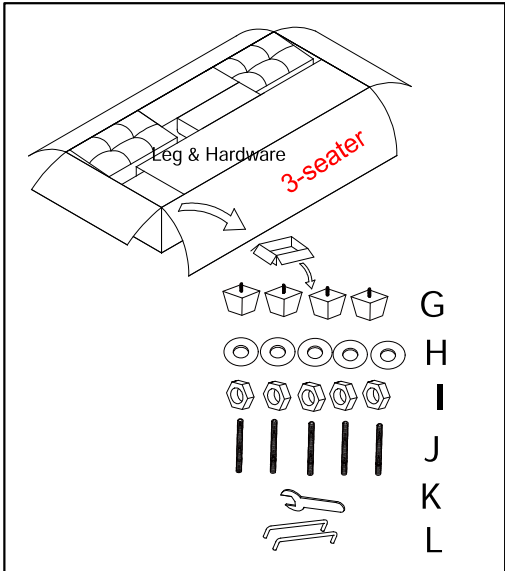
Step 5



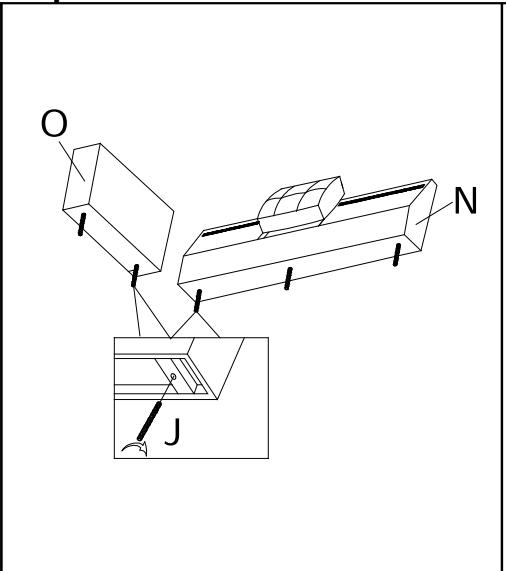
Step 6



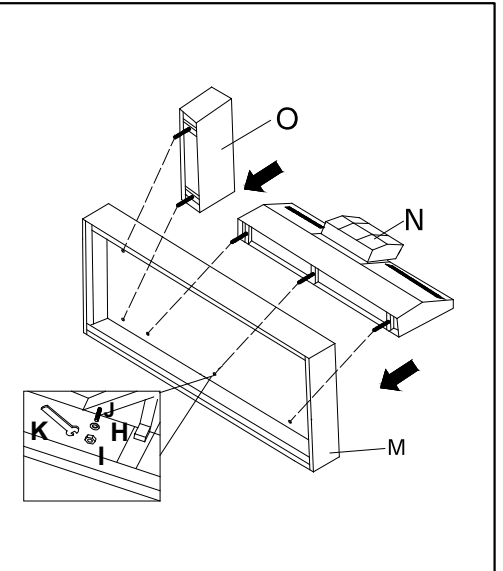
Step 7



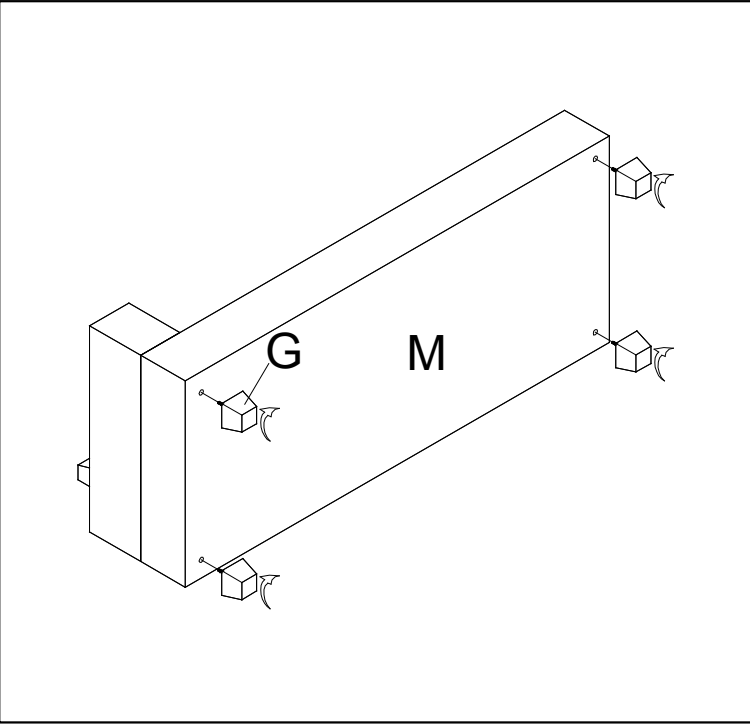
Step 8



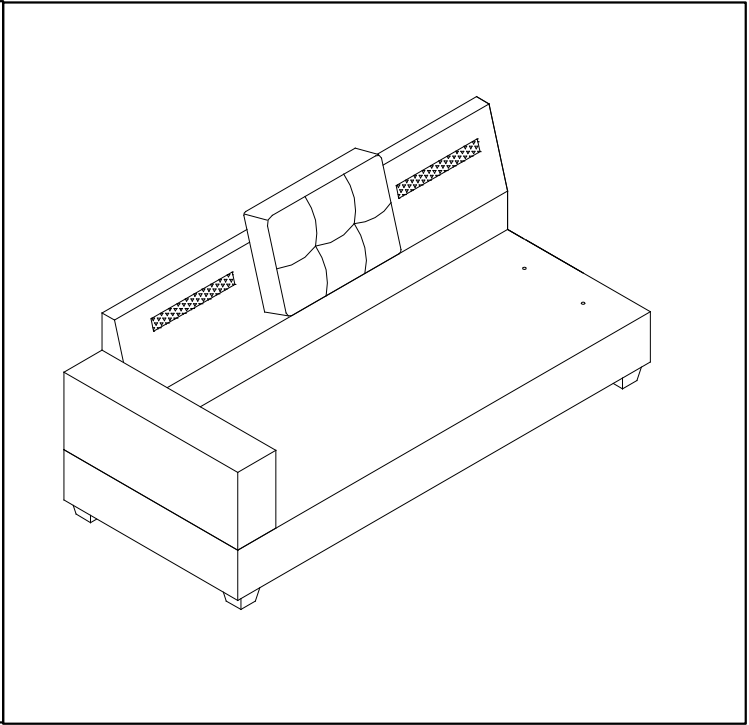
Step 9



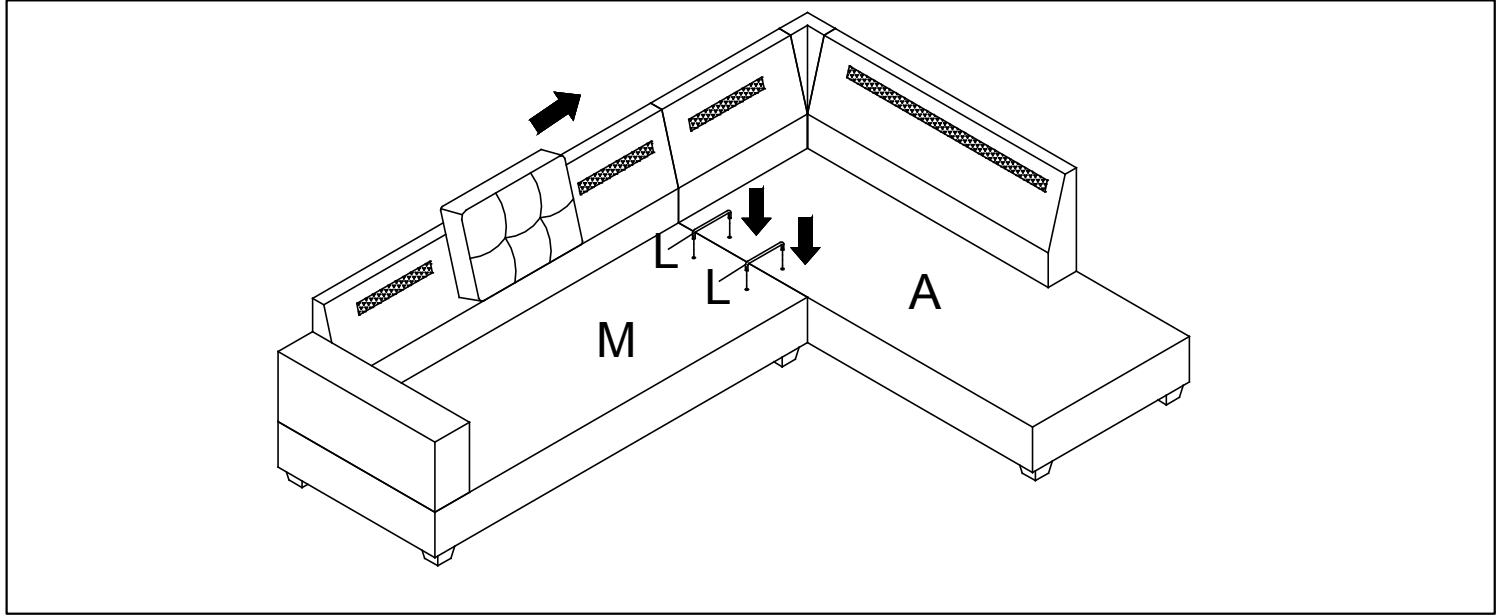
Step 10



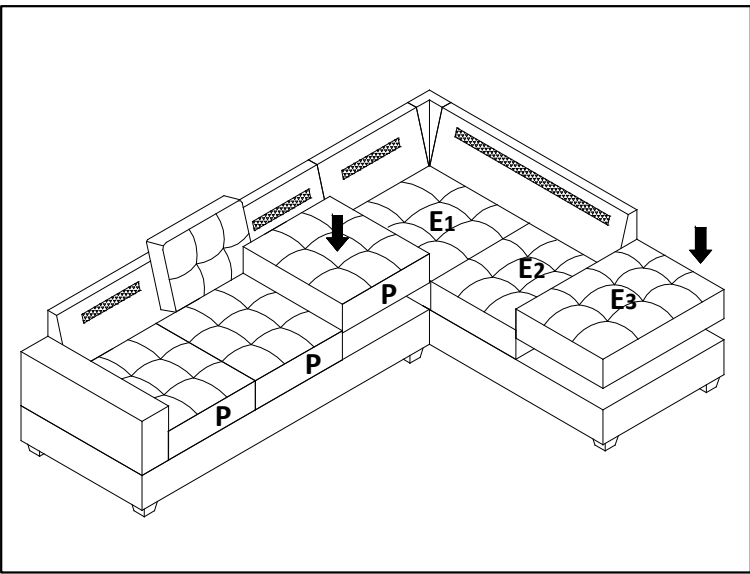
Step 11



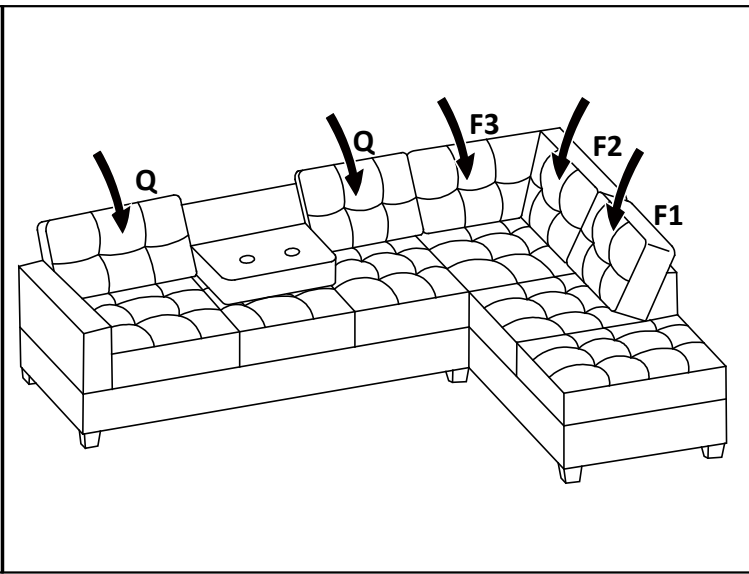
Step 12



Step 13



Step 14



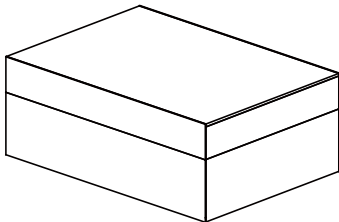
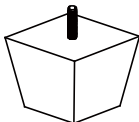
# ASSEMBLY INSTRUCTION

**ITEM NO.: 194S9507CHC/DGY/GRY-4**

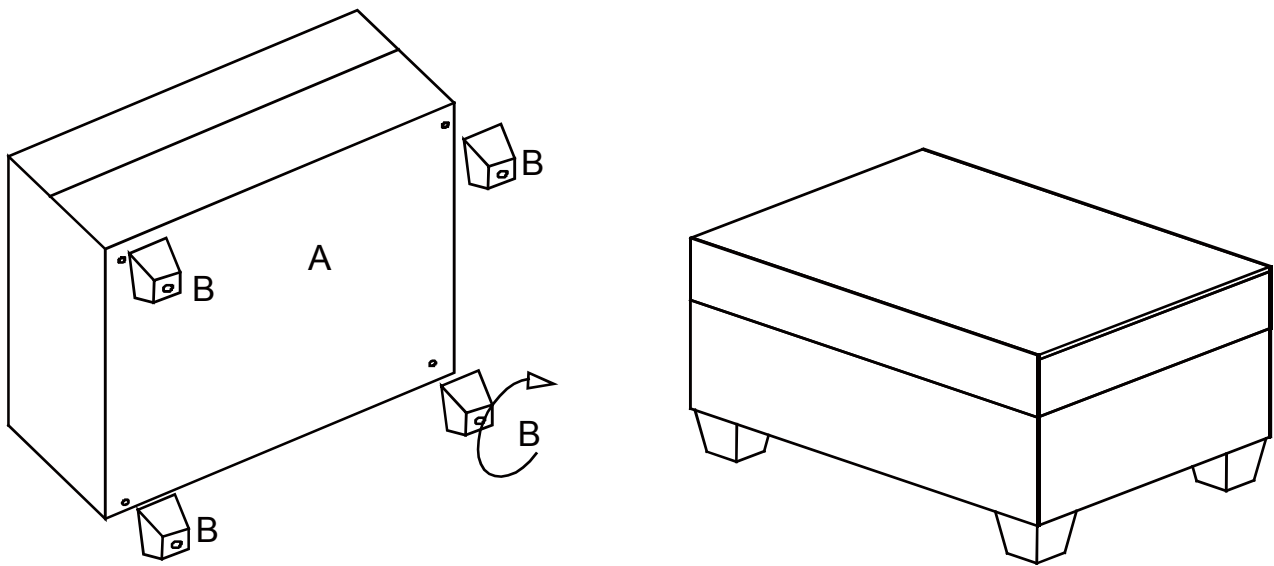
**STORAGE OTTOMAN**

**NOTE:** Do not use power tools for assembly. Power tools increase the risk of over tightening which lead to splitting or cracking the wood.

## COMPONENT LIST

NO.	DRAWING	QTY	DESCRIPTION
A		1	OTTOMAN
B		4	PLASTIC LEG 100*100*80MM

STEP1: The legs are stored in the ottoman, please take out for assembly.



## CARE INSTRUCTION FOR 100% POLYESTER FURNITURE:

In order to maintain the original appearance of your 100% polyester furniture, please follow below care procedures:

Avoid exposing furniture directly to sunlight or heating and air conditioning outlets. Sunlight and/or exposure to heating and air conditioning outlets will fade/damage fabric. Do not place your upholstered furniture too close to windows, radiators, or vents, and be sure to use window treatments to block the sun's rays.

Vacuum or wipe with a soft cloth regularly to remove dust.



For items used on wooden floor, hard surfaces or carpets, it is recommended to install protective pads under all legs and supports to avoid/prevent from damages/scratches and discoloration.