

Assembly Instruction

ITEM NO.: 194S946DG/8BE/CC-LC

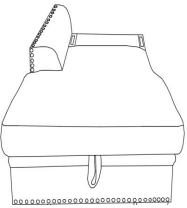
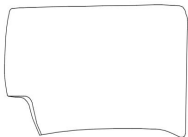


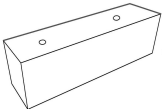

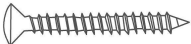

(1/2)LSF Chaise w/ Storage



Legs and hardware and backrests are stored in chaise storage, please take out for assembly.

Note: Do not use power tools for assembly. Power tools increase the risk of over tightening which lead to splitting or cracking the wood

Component list .

Label	Picture	Description	QTY(pc)
E		Chaise Seat	1
F		Back Cushion	1
G		Back Rest	1
H		Round Plastic leg φ1.96"*1.96"	4
I		Plastic Leg 7.08"*1.96"*1.96"	5
J		Caster	4
K		Screw φ0.15"*1.96"	14
L		Screw φ0.15"*0.98"	16

Assembly Instruction

ITEM NO.: 194S9468BE/CC-2R

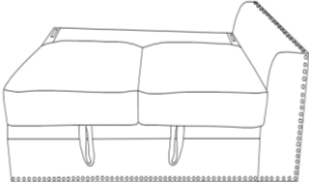


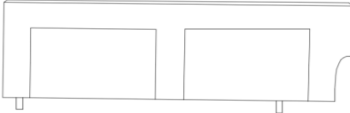
(2/2)RSF 2-Seater w/ Pull-Out Bed



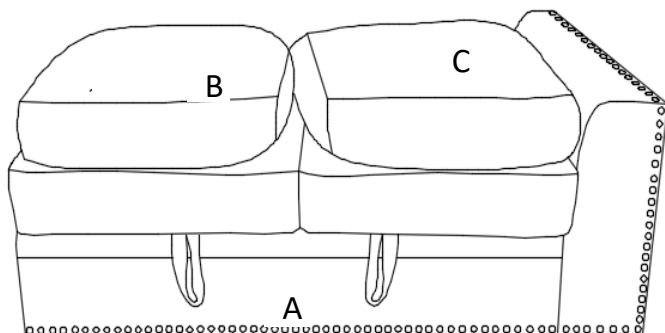
Back cushions are stored in the 2-seater, pls take out for assembly

Note: Do not use power tools for assembly. Power tools increase the risk of over tightening which lead to splitting or cracking the wood

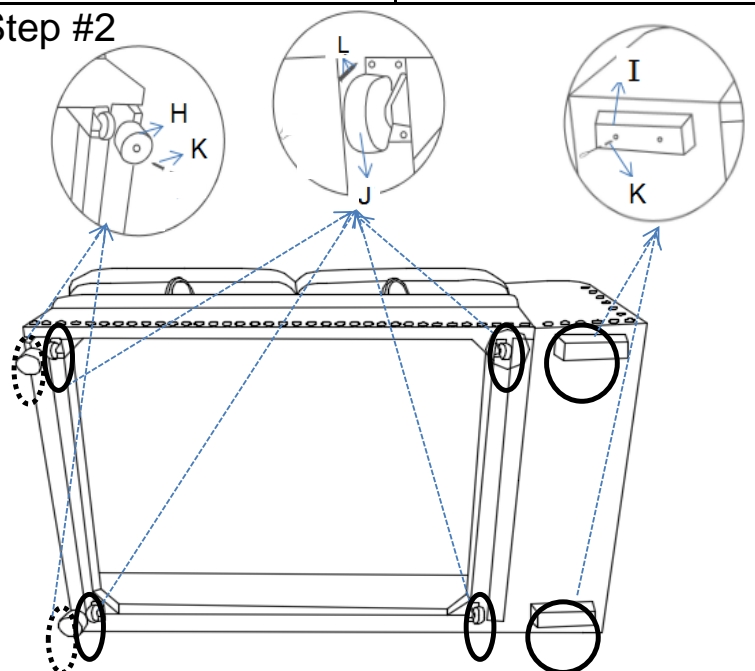
Component list .

Label	Picture	Description	QTY(pc)
A		RSF 2- Seater	1
B		RSF Back Cushion	1
C		LSF Back Cushion	1
D		RSF 2- Seater Back Rest	1

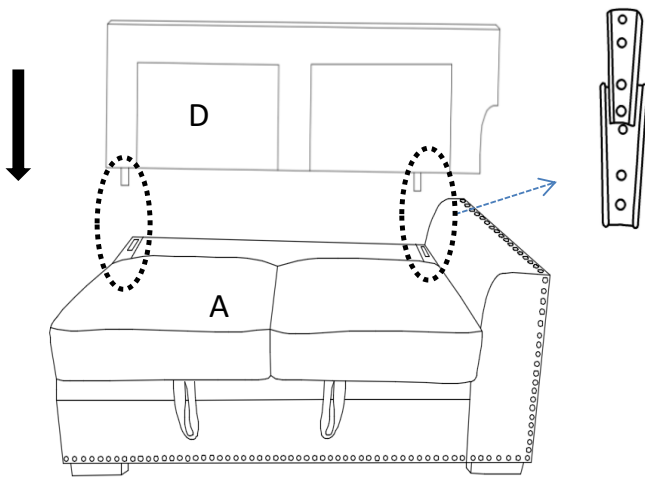
Step #1



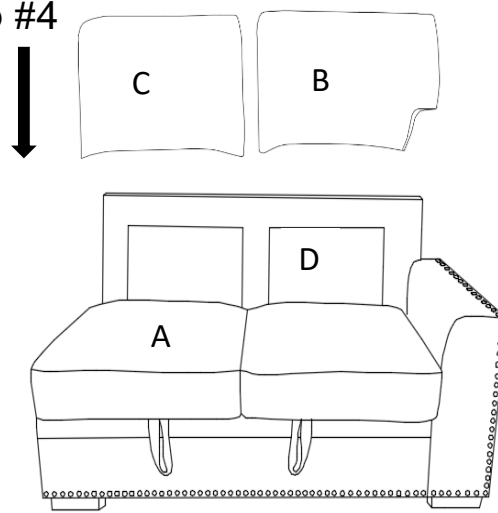
Step #2



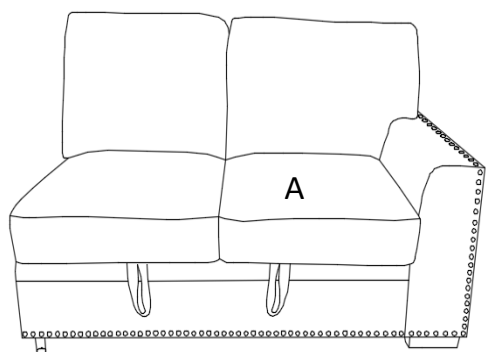
Step #3



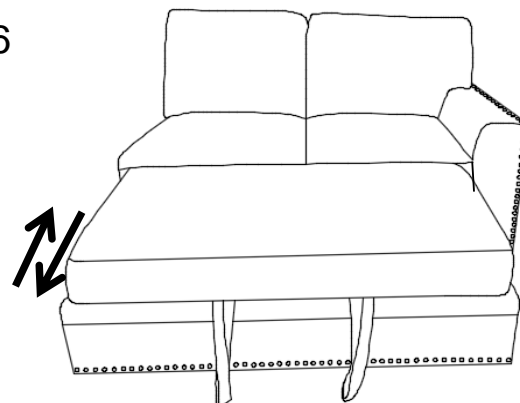
Step #4



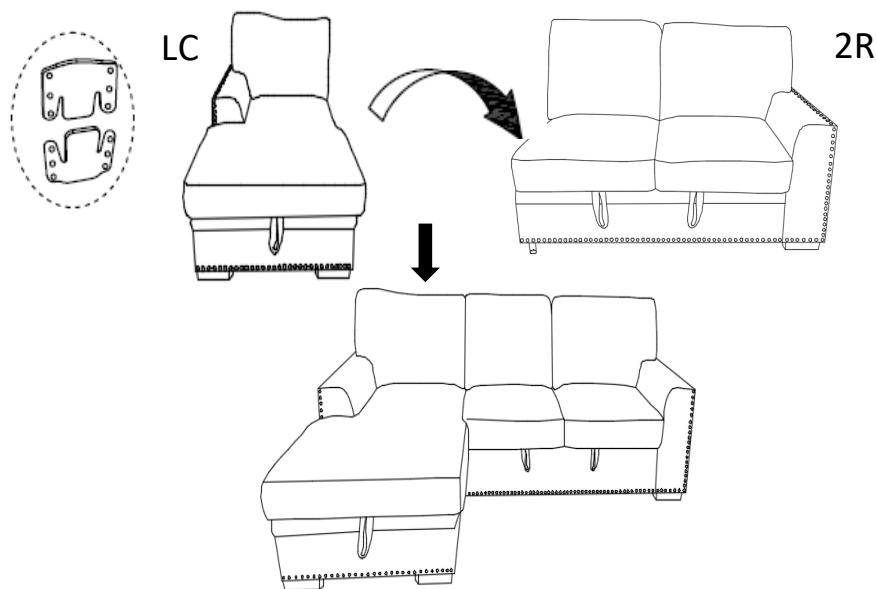
Step #5



Step #6



Step #7



Care Instruction for 100% Polyester Furniture:

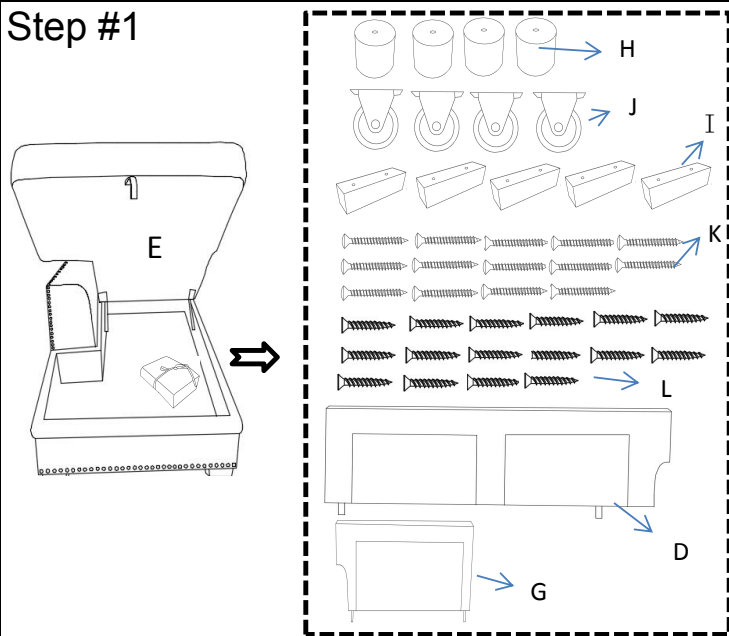
In order to maintain the original appearance of your 100% Polyester furniture, please follow below simple care proceures:

- Avoid exposing furniture directly to sunlight or heating and air conditioning outlets. Sunlight and or exposure to heating and air conditioning outlets will fade/damage fabric.
- Vacuum or wipe with a soft cloth to remove dust.

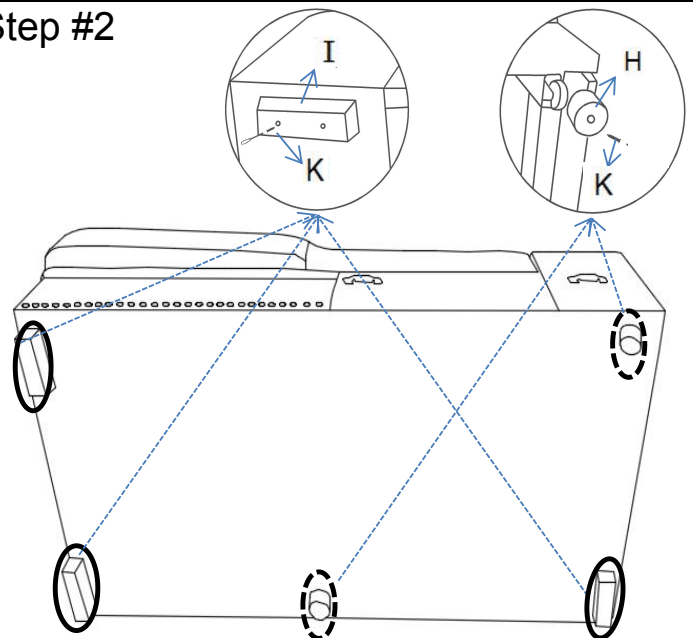


For item use on wooden floor, hard surfaces or carpets, it is recommended to install protective pads under all legs and supports to avoid/prevent from damages/scratches and discoloration.

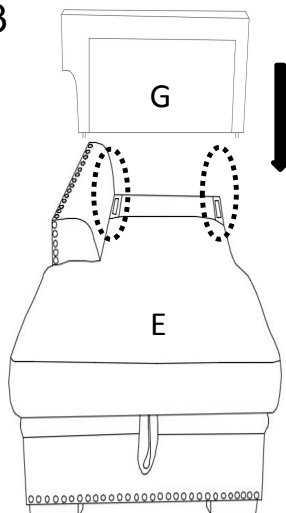
Step #1



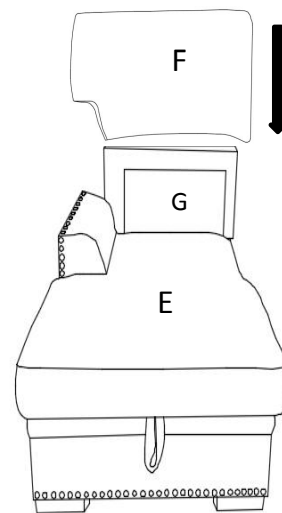
Step #2



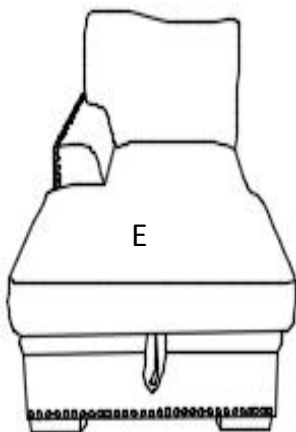
Step #3



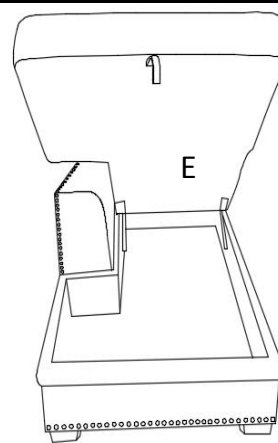
Step #4



Step #5



Step #6



Care Instruction for 100% Polyester Furniture:

In order to maintain the original appearance of your 100% Polyester furniture, please follow below simple care procedures:

- Avoid exposing furniture directly to sunlight or heating and air conditioning outlets. Sunlight and or exposure to heating and air conditioning outlets will fade/damage fabric.
- Vacuum or wipe with a soft cloth to remove dust.



For item use on wooden floor, hard surfaces or carpets, it is recommended to install protective pads under all legs and supports to avoid/prevent from damages/scratches and discoloration.