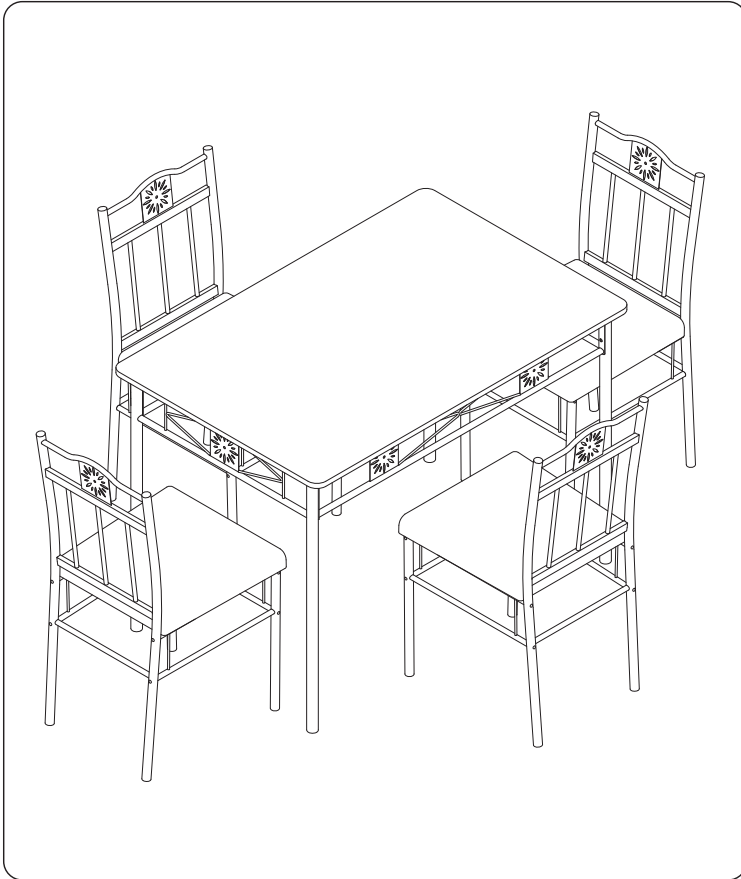


# Assembly Instruction

## Tips!

Check all the components & screws before assembly. **Do not install in case part is missing, contact us to get.** Send email with your question to [support@vecelo.com](mailto:support@vecelo.com). We will resend within 24 hours.



## Componets

Table			Chair		
(A)		2	(G)		4
(B)		2	(H)		8
(C)		1	(I)		4
			(J)		4

## Screws & Tools

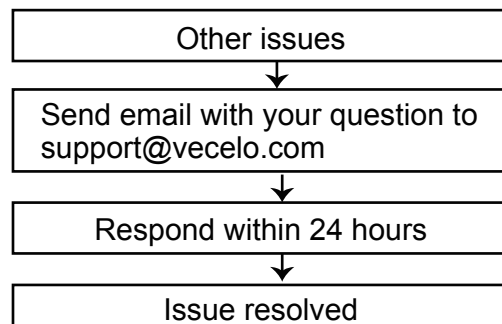
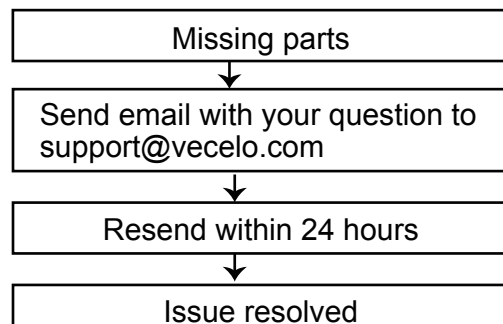
Table				Chair			
D		M6*25mm	4	K		M6*35mm	32
E		M6*12mm	8	D		M6*25mm	16
F							1

## Return Policy

We believe you will absolutely love your new item. But if for some reason you want to return, please contact us directly before you decide to return your product. Our customer service organization can answer most concerns and assist you with any questions you may have about your new item, please email us first at: [support@vecelo.com](mailto:support@vecelo.com).

The item must be return within 30 days of delivery for a full refund. The item must be returned in good condition, in original box, with all original proof of purchase, parts and accessories.

Trouble shooting:

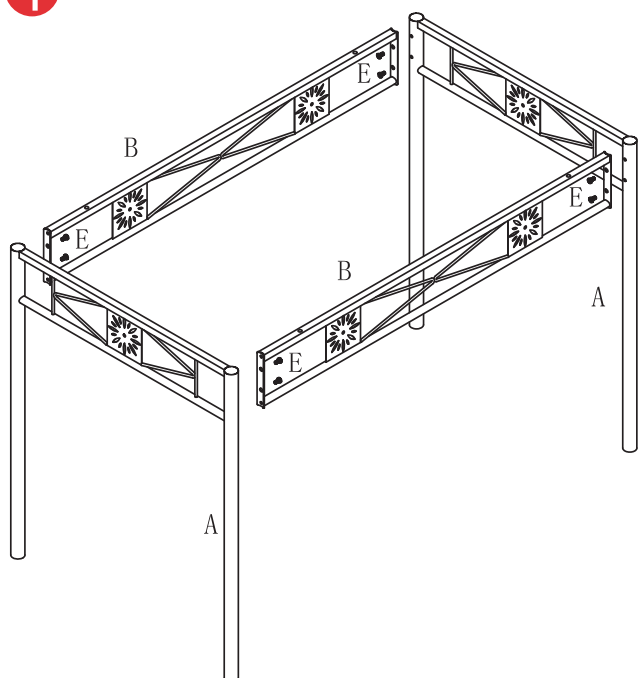


We control manufacturing and distribution ourselves, ensure the quality.

## Table Assembly

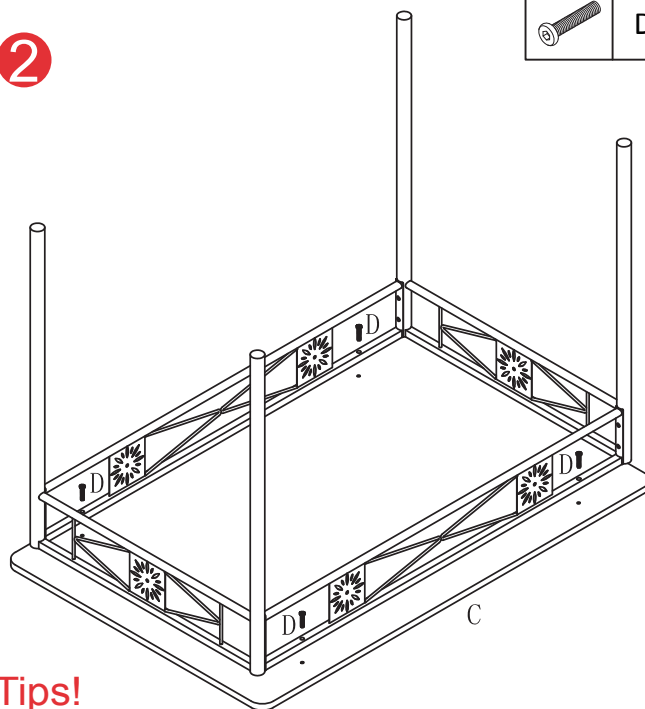
1

 E×8



2

 D×4



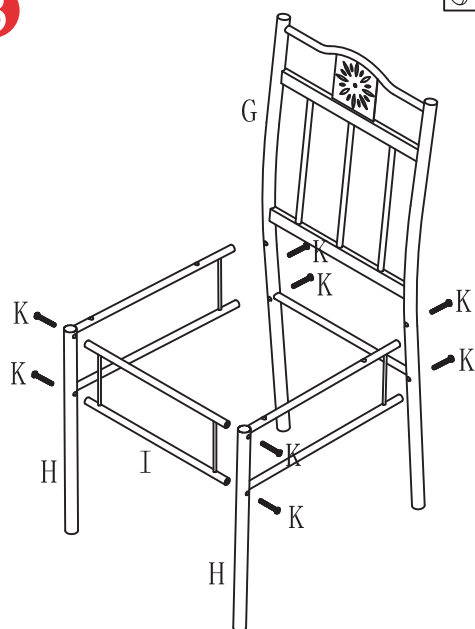
**Tips!**

Put the package under the glass to prevent scratch

## Chair Assembly

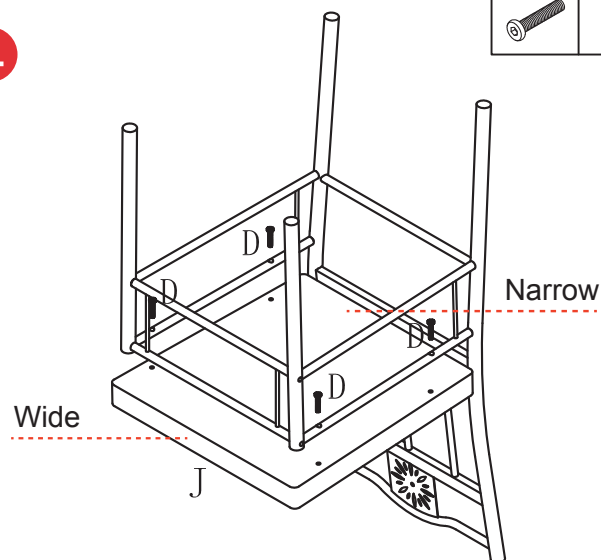
3

 K×8



4

 D×4



Note: The chair cushion is not square, the side near the back is narrow and the front is wide. When installing, please pay attention to the front and back direction of the seat cushion, otherwise the holes may not be aligned properly.

Customer Service

Email: [support@vecelo.com](mailto:support@vecelo.com)

Website: [www.vecelo.com](http://www.vecelo.com)