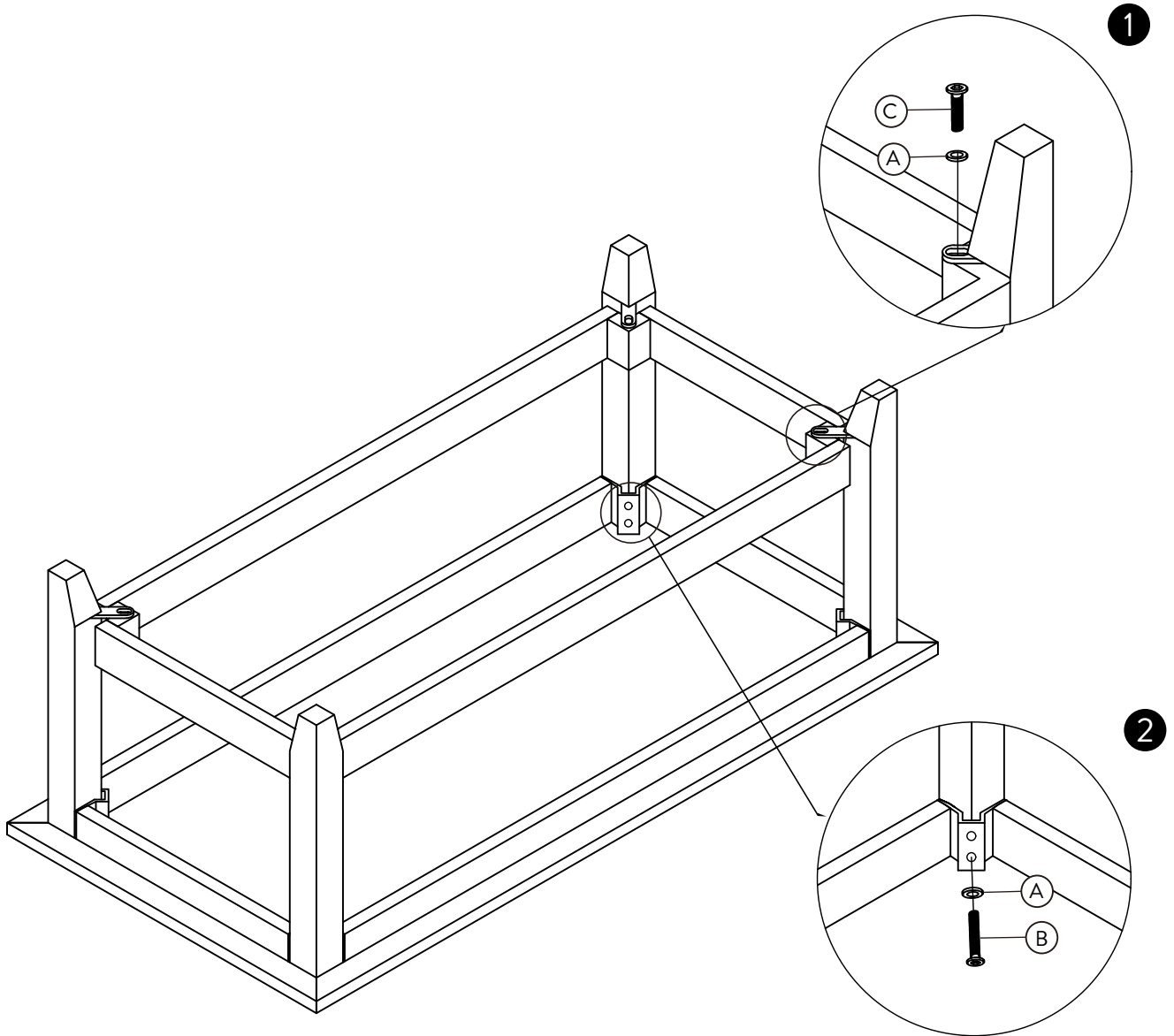


WINSTON®





ASSEMBLY INSTRUCTIONS CAYMAN COFFEE TABLE

Assemble product on a soft, non-abrasive surface to avoid damage. Seek assistance with heavy or bulky items.
For questions or to request replacement parts, call 800.339.5080, M-F, 8am-4:30pm CST.



Step 1: Use the allen key (D) to attach all four table legs to the table shelf with the 6X25mm bolts (C), and metal washers (A).

Step 2: Use the allen key (D) to attach all four table legs to the table top with the 6X40mm bolts (B), and metal washers (A).

A		Metal Washer	12 pcs
B		6X40mm	8 pcs
C		6X25mm	4 pcs
D		Allen Key	2 pcs