




## Item Number : 36649523

**Read instructions carefully prior to assembly.**

Thank you for purchasing this quality product. Check carefully for small parts which may come loose during shipment. Remove all components from pack and place top down on soft surface such as carpet or cloth to prevent scratching the finish. Identify and count all parts as specified below.






**It is recommended to use two or more persons during the assembly process.**

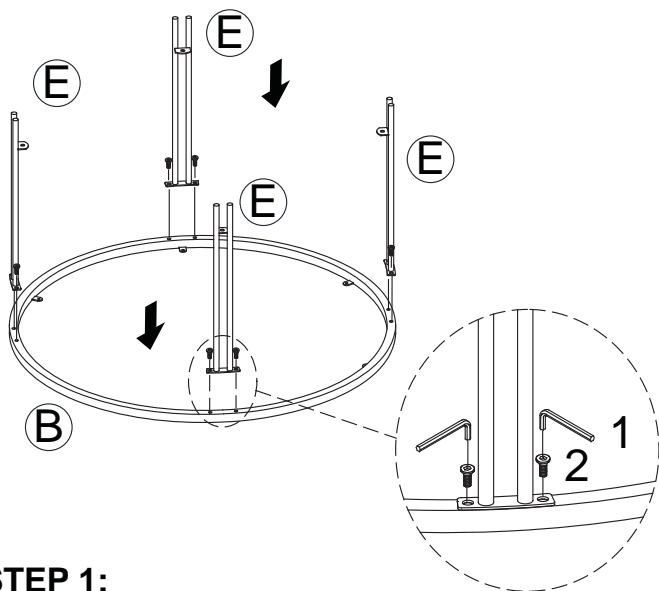
Hardware List

No.	Description	Sketch	Size	Q.ty
1	Allen Key		M4x58x23	1 pc
2	Allen Bolt		Ø12*1/4*12mm	18pcs
3	Rubber Bumper Pads		Ø12*3mm	4pcs

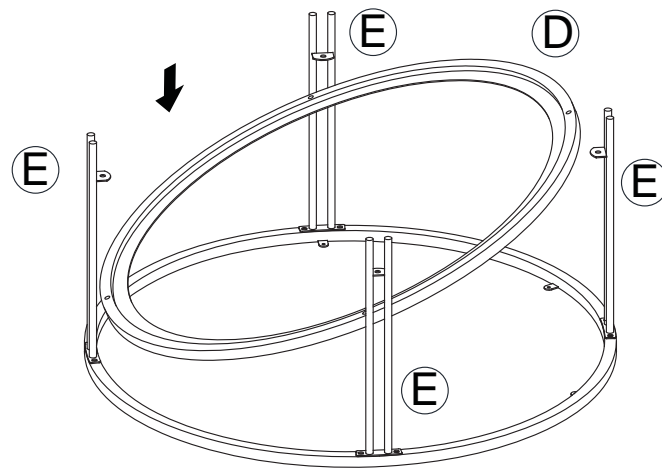
**Note:** Do not tighten all screws & Bolts until the table is fully assembly.

Parts List

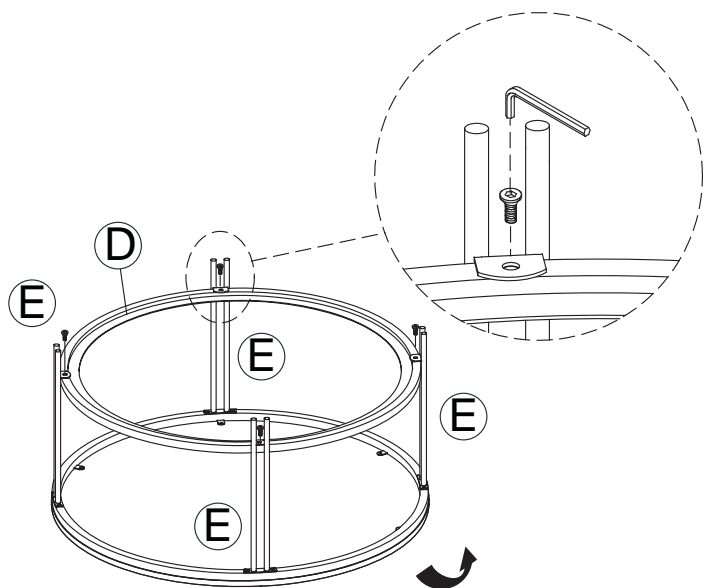
No.	Description	Sketch	Q.ty
A	Top panel		1 pc
B	Top frame		1 pc
C	Glass shelf		1 pc
D	Shelf frame		1 pc
E	Leg		4 pcs



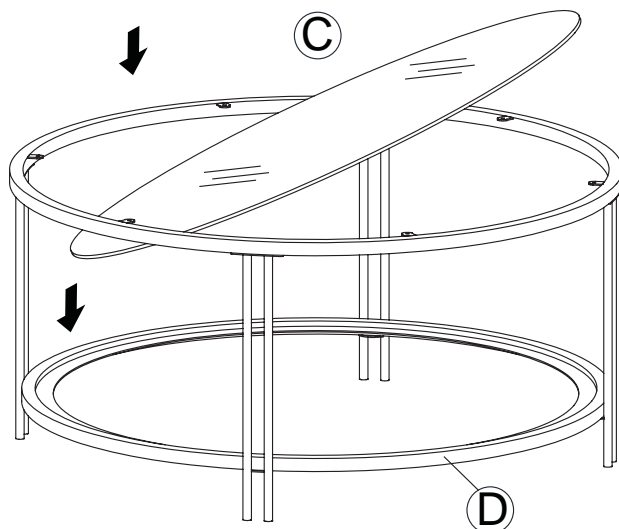
**STEP 1:**



**STEP 2:**



**STEP 3:**



**STEP 4:**

Cleaning instructions: Clean using soft cloth

Made in Vietnam

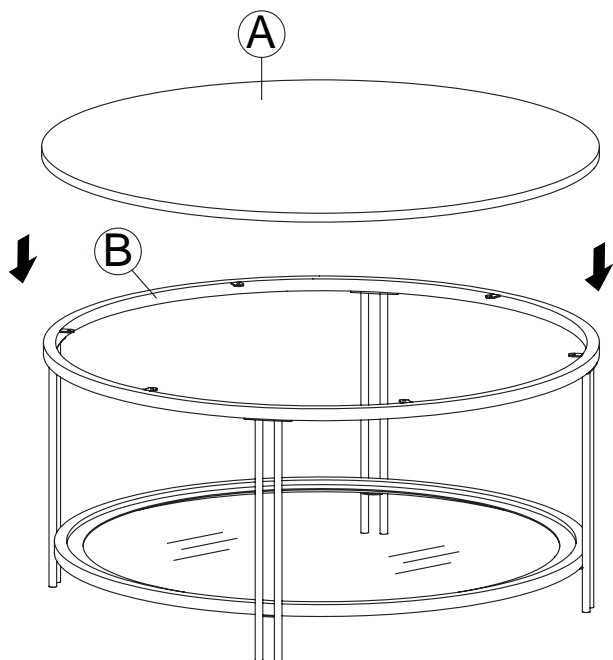
1 of 2

## Item Number : 36649523

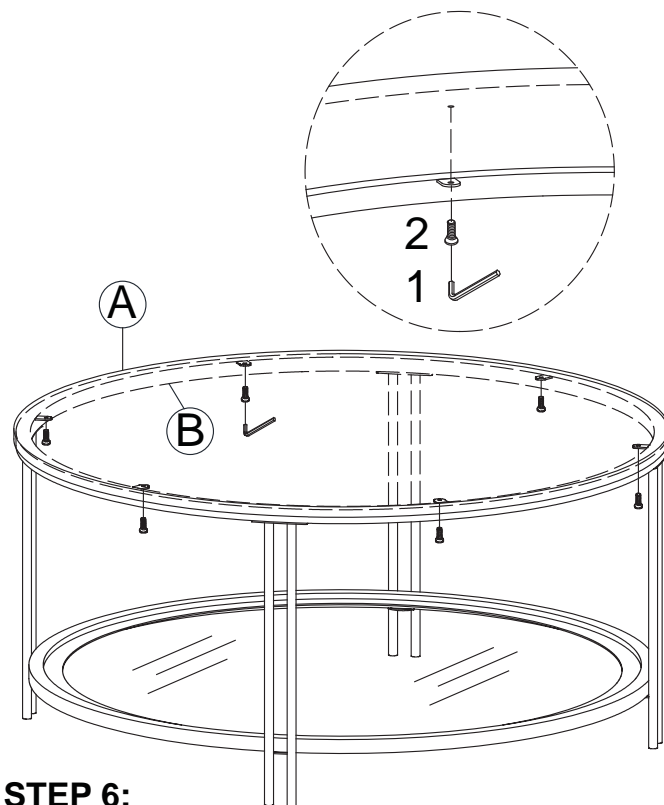
**Read instructions carefully prior to assembly.**

Thank you for purchasing this quality product. Check carefully for small parts which may come loose during shipment. Remove all components from pack and place top down on soft surface such as carpet or cloth to prevent scratching the finish. Identify and count all parts as specified below.


**It is recommended to use two or more persons during the assembly process.**



**STEP 5:**



**STEP 6:**



**STEP 7:**

Cleaning instructions: Clean using soft cloth

Made in Vietnam  
2 of 2