glitzhome®

Glitzhome ,LLC.
Toll free 888-357-7263
customerservice@glitzhome.com

ASSEMBLY INSTRUCTION

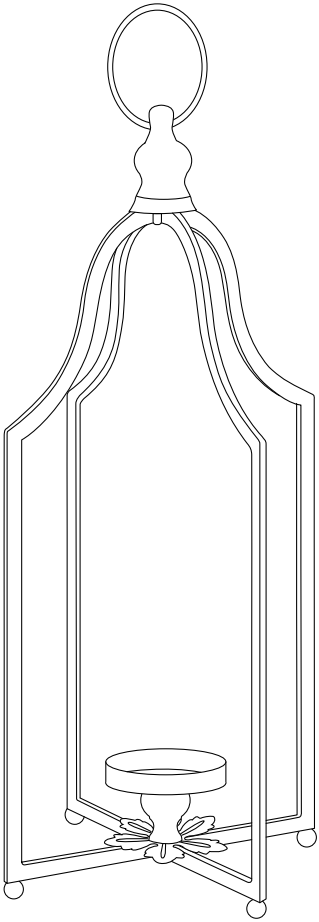

Please carefully unpack and identify each component before beginning assembly. Before you begin, please refer to parts list to make sure that you have all parts. Please take care when assembling the unit and always place the parts on a clean, soft surface. If you require assistance with assembly or parts, please call 888-357-7263.

Get social with us and discover more about our products, tips and exclusive discounts!

glitzhome®

PARTS LIST

(A)	(B)	(C)	(D)	(E)
	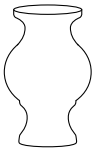	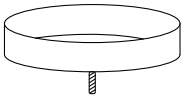		
QTY: 1	QTY: 1	QTY: 1	QTY: 1	QTY: 1

STEP 1

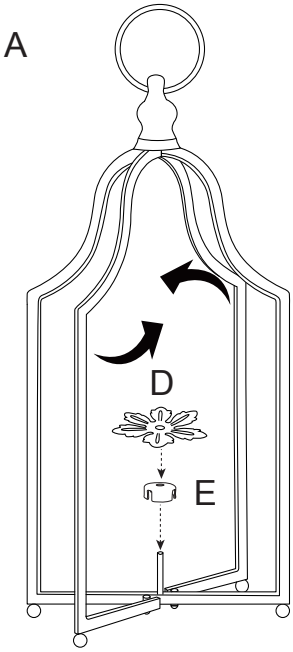

open the metal frame in cross shape

STEP 2

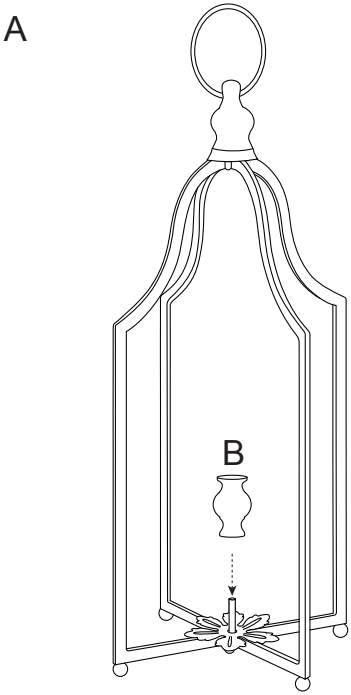

STEP 3

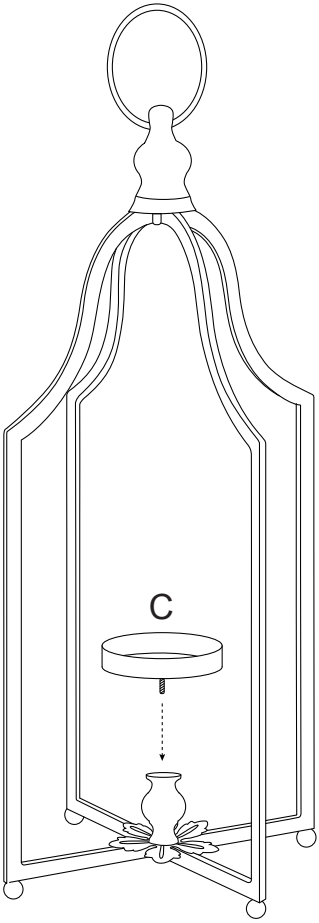

STEP 4

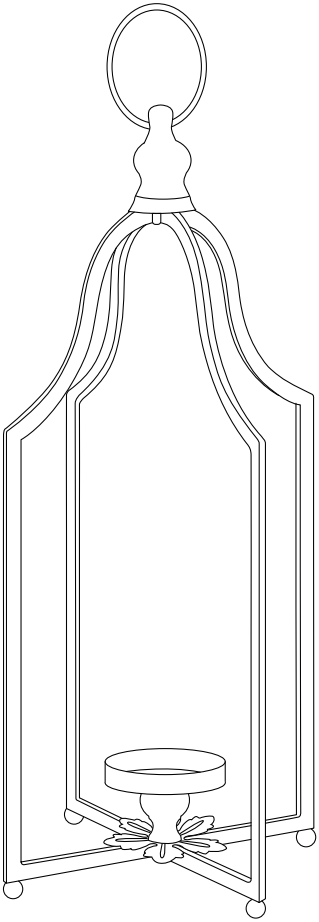

glitzhome®

Glitzhome ,LLC.

Toll free 888-357-7263

customerservice@glitzhome.com