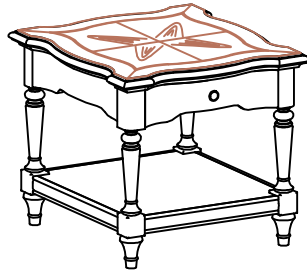


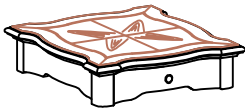
ASSEMBLY INSTRUCTION

195T1682-04 END TABLE

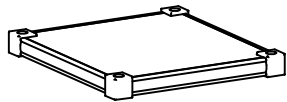
Thank you for purchasing this quality product. Be sure to check all packing materials carefully for small parts, which may have come loose inside the carton during shipment. Identify and count all parts and compare with the parts list below. Do not tighten bolts until all are loosely assembled.



Part list



(A) Top 1PC



(B) Shelf 1PC

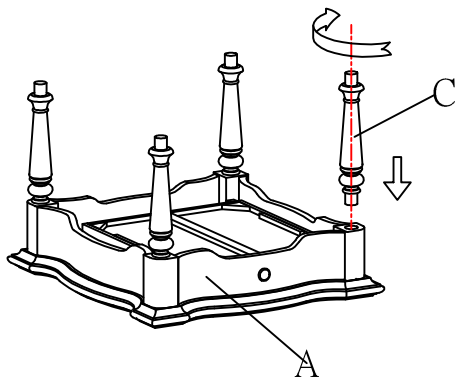


(C) Leg 4PCS



(D) Bun foot 4PCS

STEP 1



STEP 2

