



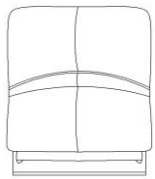
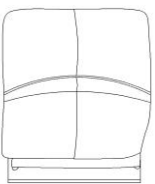
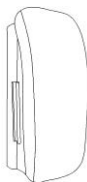
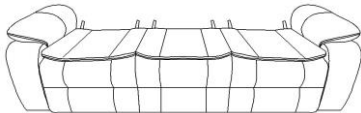
# ASSEMBLY INSTRUCTION

ITEM NO.: 194S8230BLK/BRW/FBR-3

## DOUBLE RECLINING SOFA

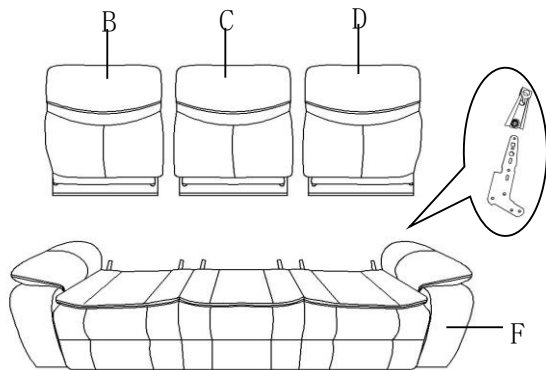
**NOTE: Do not use power tools for assembly. Power tools increase the risk of over tightening which lead to splitting or cracking the wood.**

### COMPONENT LIST

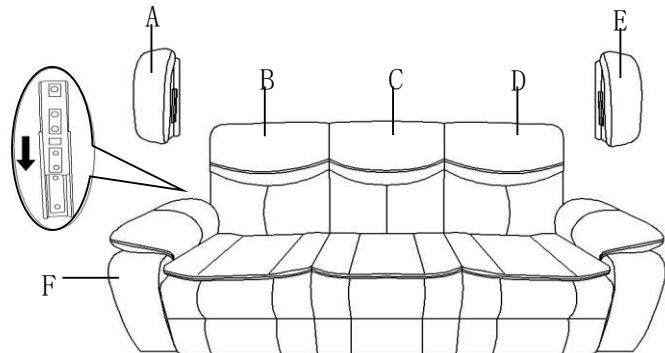
NO.	DRAWING	QTY	DESCRIPTION
A		1	LSF EAR
B		1	LSF BACK REST
C		1	MIDDLE BACK REST
D		1	RSF BACK REST
E		1	RSF EAR
F		1	SEAT

**Please follow the drawings below to assemble the item.**

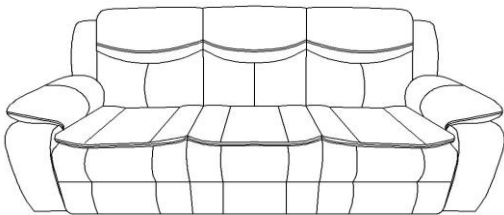
**Step 1. Align the female brackets at the back rest onto the male brackets at the seat, insert and push to the end, make sure the brackets are secured in position.**



**Step 2. Insert the LSF ear and RSF ear to the back rest and make sure it is secured in position.**



**Step 3. Completed**



## **CARE INSTRUCTION FOR LEATHER GEL MATCH FURNITURE**

- **Avoid exposing furniture directly to sunlight or heating and air conditioning outlets. Exposure to sunlight or heating and air conditioning outlets will fade/ damage leather gel match.**
- **Wipe gently with a damp soft cloth to remove dust, dirt and any grime buildup.**
- **Wipe the leather gel match with professional cleanser**



For items use on wooden floor, hard surfaces or carpets, it is recommended to Install protective pads under all legs and supports to avoid/prevent from damages/scratches and discoloration