


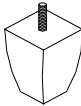
Assembly Instruction

ITEM NO.: 194S8367CH/TP-4

OTTOMAN

NOTE: Do not use power tools for assembly. Power tools increase the risk of over tightening which lead to splitting or cracking the wood.

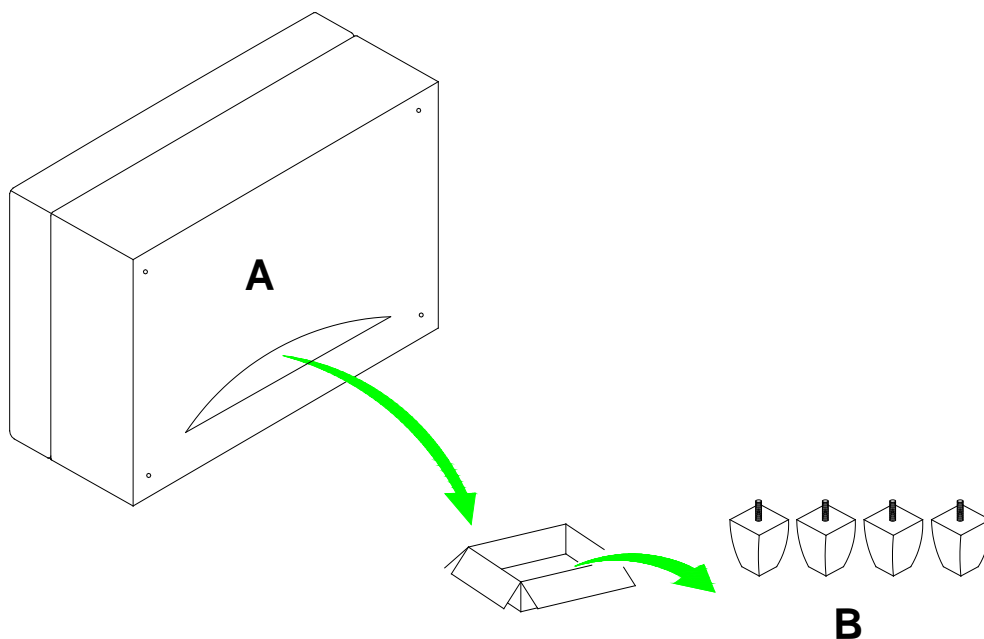
COMPONENT LIST

NO.	DRAWING	QTY	DESCRIPTION
A		1	OTTOMAN
B		4	LEG

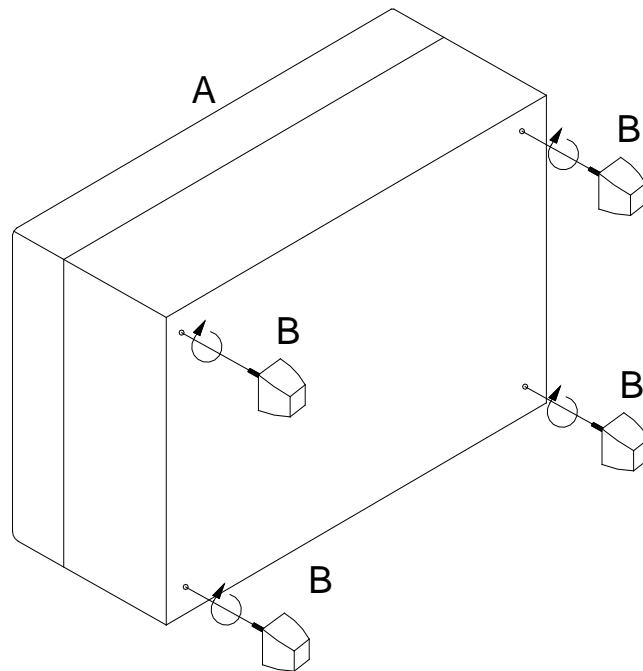
Please follow the drawings below to assemble the item.

Legs are stored in the box and put in the bottom of ottoman. Please take out for assembly.


Step 1



Step 2



Completed.



CARE INSTRUCTION FOR 100% POLYESTER FURNITURE:

In order to maintain the original appearance of your 100% polyester furniture, please follow below care procedures:

- **Avoid exposing furniture directly to sunlight or heating and air conditioning outlets. Sunlight and / or exposure to heating and air conditioning outlets will fade/damage 100% polyester. Do not place your upholstered furniture too close to windows, radiators, or vents, and be sure to use window treatments to block the sun's rays.**
- **Wipe with a soft brush to remove dust.**
- **Wipe 100% polyester with professional cleanser.**



For items use on wooden floor, hard surfaces or carpets, it is recommended to install protective pads under all legs and supports to avoid/prevent from damages/scratches and discoloration.