

INSTRUCTION MANUAL



PATIO MARKET UMBRELLA

BEFORE INSTALLATION

- Please list all parts as below first to check if any part is missing and make assembly easier.
 - Do be careful that some parts are heavy and sharp.
 - Please follow the assembly steps to install the product, if you find spare parts left, don't be worried, the left spare parts are prepared for bad ones if occurred.
 - Once you hand tighten all of your bolts into place, we are going to use our wrench to fully tighten into place.
 - Please do not exceed the bearing limitations of the product.
 - Reconfirm that all bolts, screws, and knobs are secure every 90 days.
- Please retain these instructions for future reference.

TOOLS REQUIRED

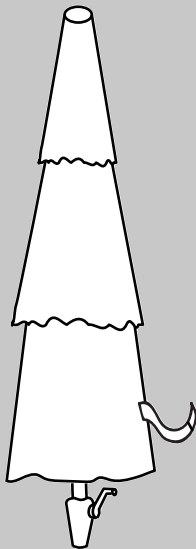


1 person assembly

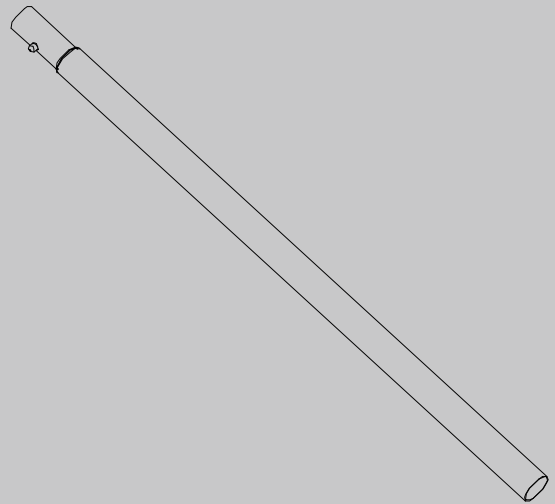


5min assembly

PARTS



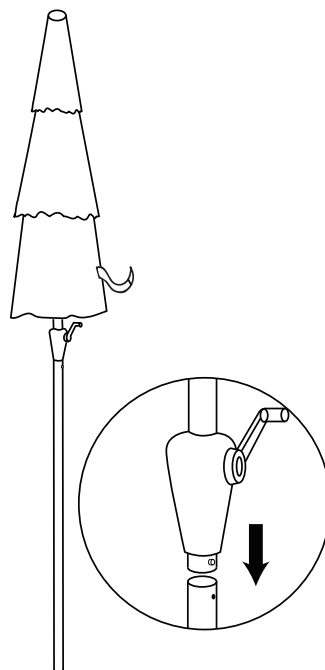
Ax1



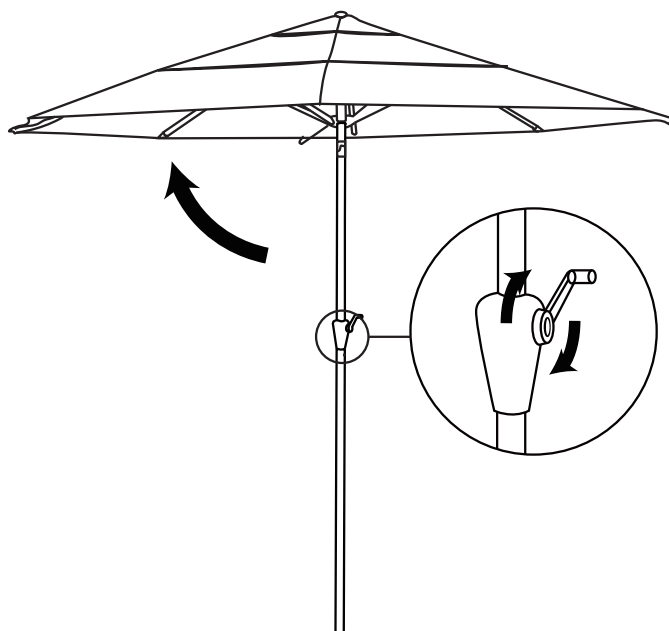
Bx1

ASSEMBLY

1



2



3

