



# **INSTRUCTION MANUAL**

---

***PATIO MARKET UMBRELLA***

## BEFORE INSTALLATION

- Please list all parts as below first to check if any part is missing and make assembly easier.
  - Do be careful that some parts are heavy and sharp.
  - Please follow the assembly steps to install the product, if you find spare parts left, don't be worried, the left spare parts are prepared for bad ones if occurred.
  - Once you hand tighten all of your bolts into place, we are going to use our wrench to fully tighten into place.
  - Please do not exceed the bearing limitations of the product.
  - Reconfirm that all bolts, screws, and knobs are secure every 90 days.
- Please retain these instructions for future reference.

## TOOLS REQUIRED




**1 person assembly**

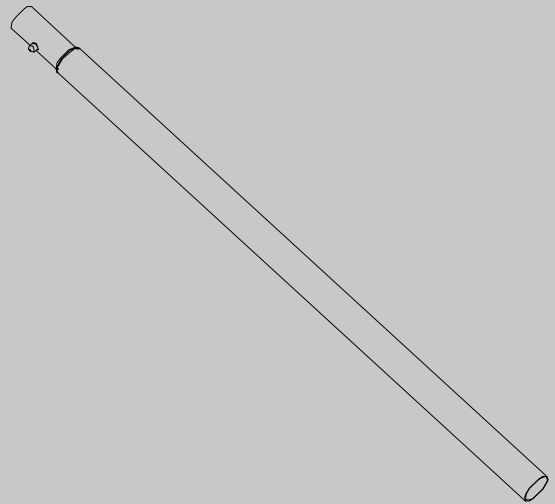


**5min assembly**

## PARTS



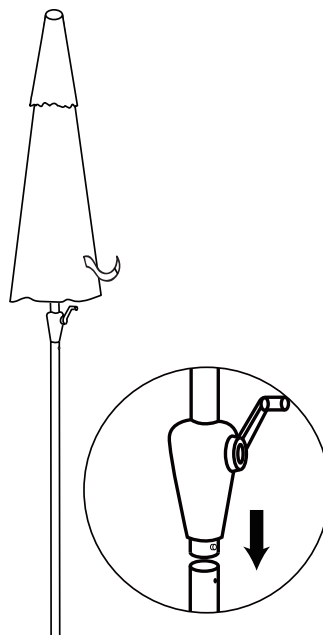
**Ax1**



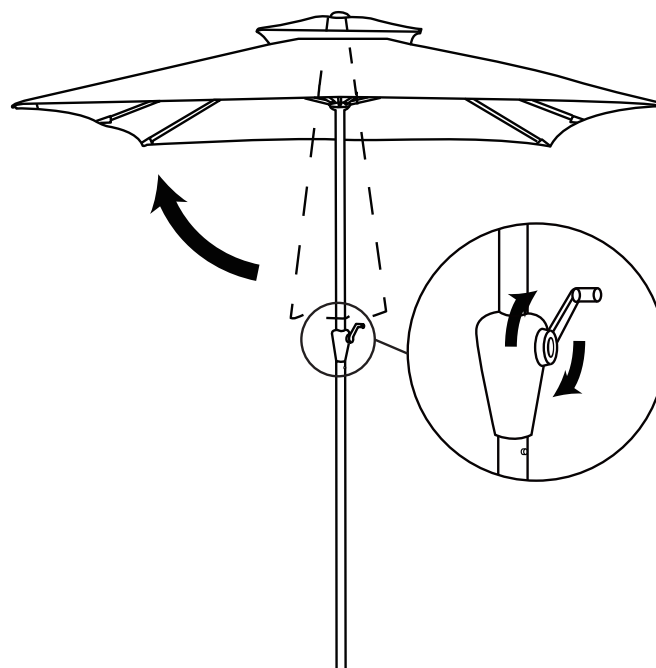
**Bx1**

# ASSEMBLY

1



2



3

