


ASSEMBLY INSTRUCTION

ITEM NO.: 194S16829-2 LOVE SEAT

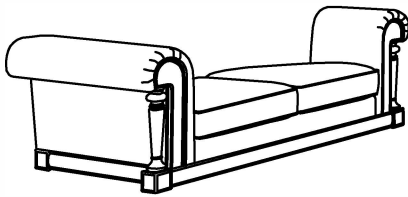
Thank you for purchasing this quality product. Be sure to check all packing materials carefully for small parts, which may have come loose inside the carton during shipment. Identify and count all parts and compare with the parts list below. Do not tighten bolts until all are loosely assembled.




HARDWARE LIST:

A	@	φ5/16"*22mm	2PCS
B	●	φ5/16"	2PCS
C	◆	φ5/16"x3"	2PCS

Part list



(D) SEAT 1PC

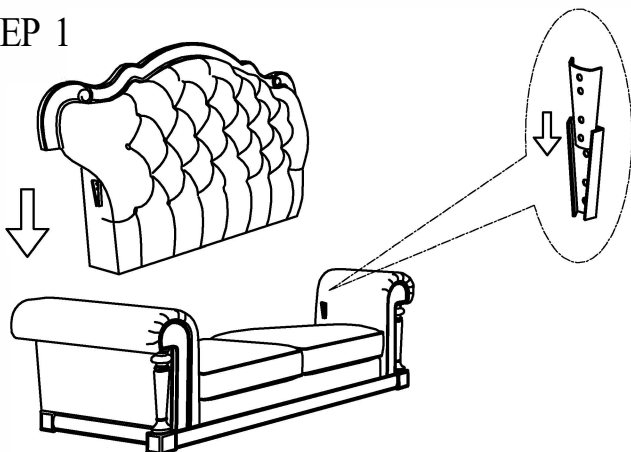


(E) BACK 1PC

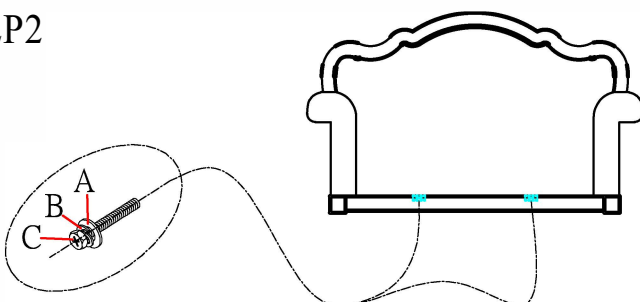


(F) Wooden leg 4PCS

STEP 1



STEP 2



STEP3