

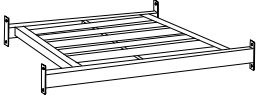
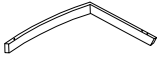
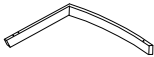
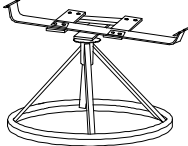








Outdoor Dining Swivel Chair CO6214

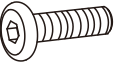
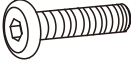
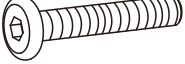




PART LIST

A 	B 	C 	D 	E 
Back Panel 2 PCS	Seat Panel 2 PCS	Right Arm Panel 2 PCS	Left Arm Panel 2 PCS	Base 2 PCS
F 	G 	H 	I 	
Seat Cushion Cover * 2 PCS	Seat Cushion Core 2 PCS	Back Cushion Cover * 2 PCS	Back Cushion Core 2 PCS	

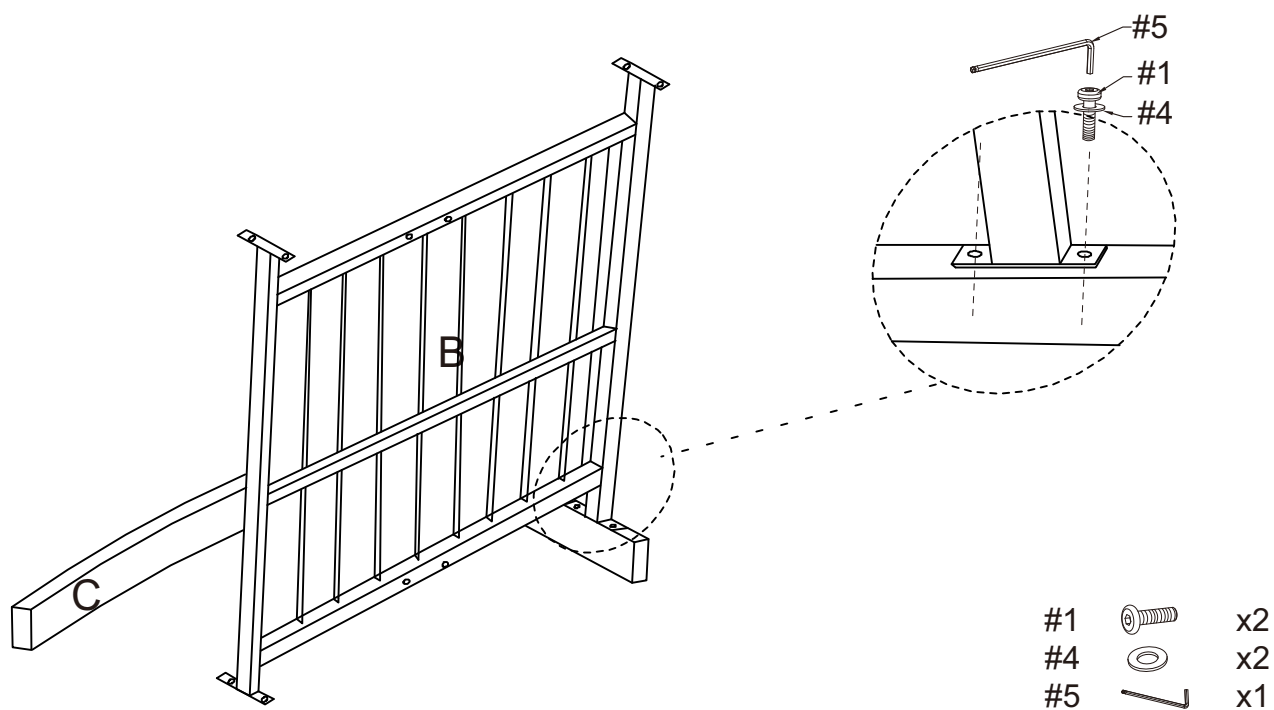
*Please note cushion covers will ship separately.

HARDWARE LIST

#1 	#2 	#3 	#4 	#5 
M6*12mm Short Bolt 16 PCS (Extra 1)	M6*20mm Medium Bolt 8 PCS (Extra 1)	M6*45mm Long Bolt 4 PCS (Extra 1)	M6mm Flat Washer 28 PCS (Extra 1)	M6mm Allen Wrench 1 PC

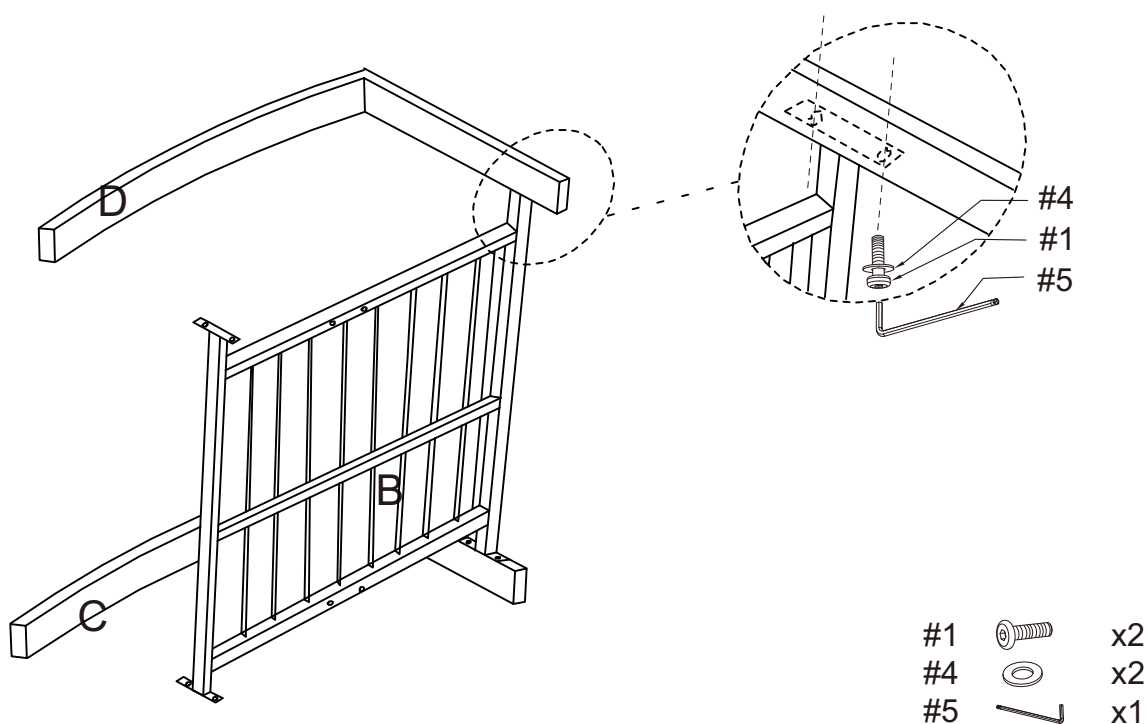
Step 1. Lay right arm panel (part C) down on a soft flat surface, such as carpet, as shown below. Attach seat panel (part B) to right arm panel (part C) using short bolts (part #1), flat washers (part #4) and allen wrench (part #5).

NOTE: Please do not fully tighten bolts until unit is fully assembled.



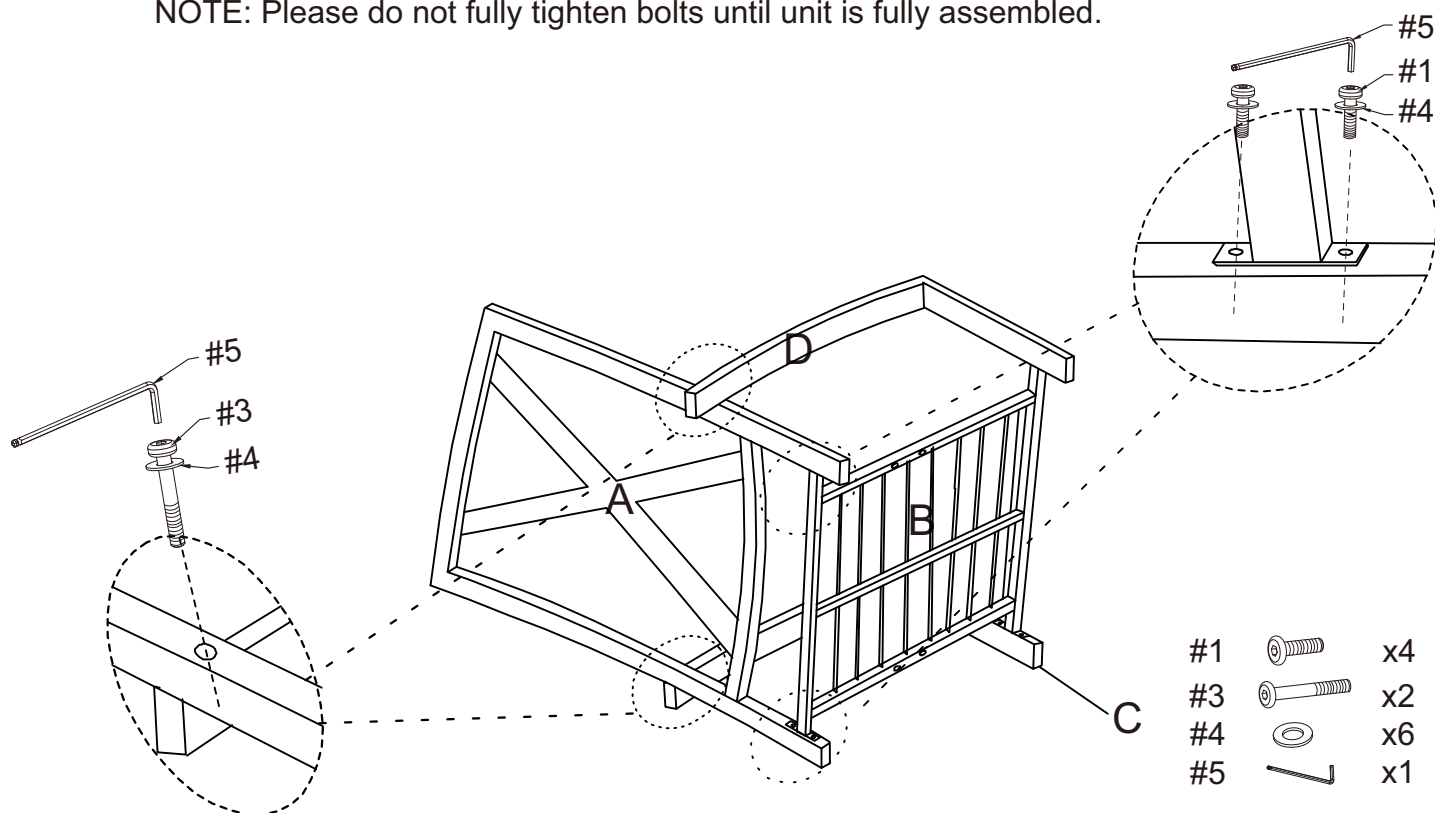
Step 2. Attach left arm panel (part D) to seat panel (part B) using short bolts (part #1), flat washers (part #4) and allen wrench (part #5).

NOTE: Please do not fully tighten bolts until unit is fully assembled.



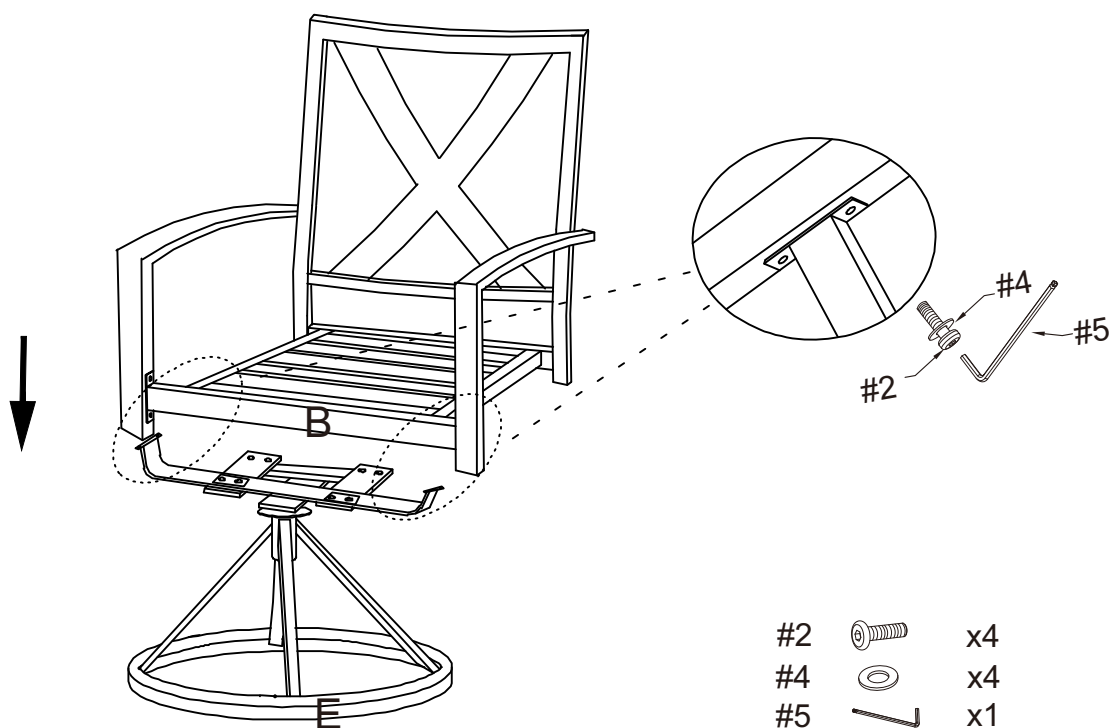
Step 3. Attach back panel (part A) to assembled unit (parts B, C & D) using short bolts (part #1), long bolts (part #3), flat washers (part #4) and allen wrench (part #5).

NOTE: Please do not fully tighten bolts until unit is fully assembled.

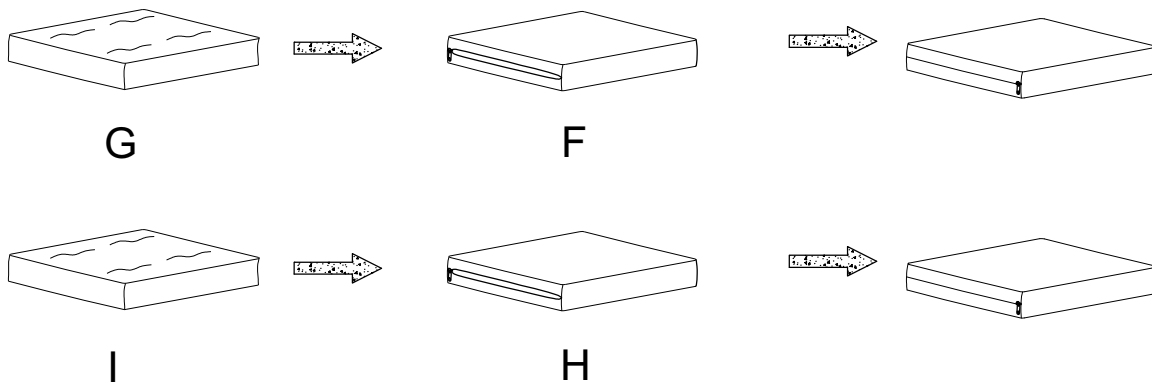


Step 4. Attach seat panel (B) to the base (E) using medium bolts (part #2), flat washers (part #4) and allen wrench (part #5).

NOTE: Please fully tighten all bolts at this time.



Step 5. Insert seat cushion core (part G) into seat cushion cover (part F).
Insert back cushion core (part I) into back cushion cover (part H).



Step 6. Place seat cushion and back cushion as shown below.
Repeat steps 1-6 to assemble remaining chair.

