

*ASSEMBLY INSTRUCTIONS*  
*BM206530*



## ASSEMBLY INSTRUCTIONS


### ASSEMBLY TIPS:

- 1.Remove hardware from box and sort by size.
- 2.Please check to see that all hardware and parts are present prior to start of assembly.
- 3.Please follow attached instruction in the same sequence as numbered to assure fast & easy assembly.



#### WARNING!

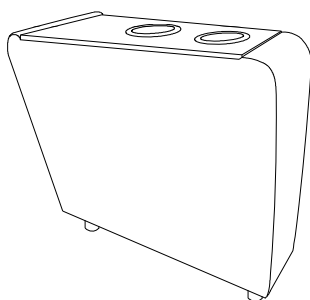
- 1.Don't attempt to repair or modify parts that are broken or defective. Please contact the store immediately.
- 2.This product is for home use only and not intended for commercial establishment.



ASSEMBLY TIME

5 MINUTES

## PARTS IDENTIFICATION



A CONSOLE




1PC

B LEG




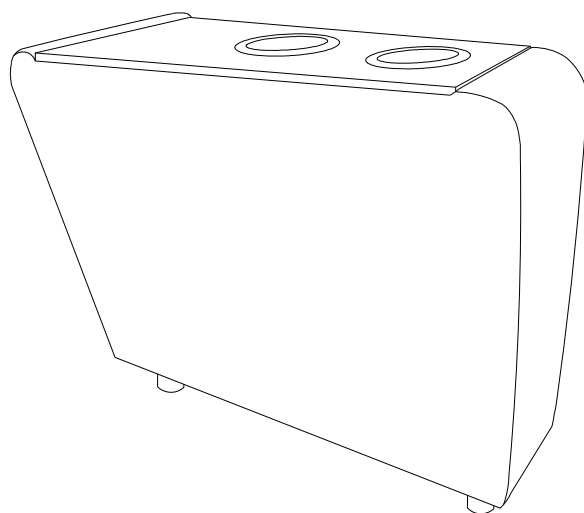
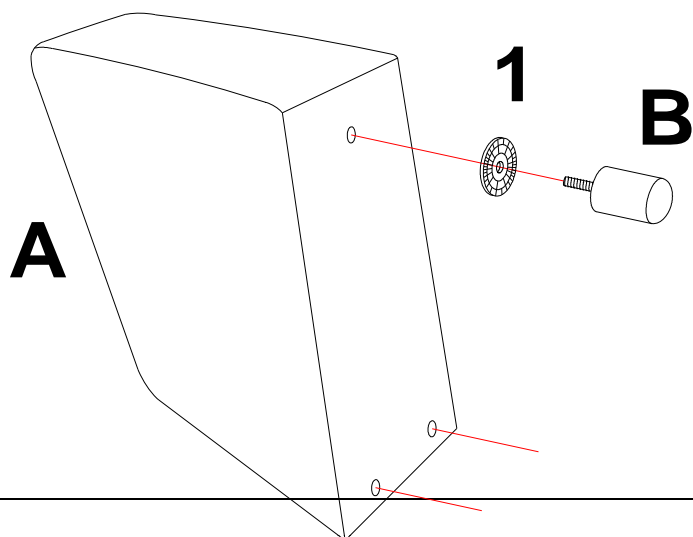
3PCS

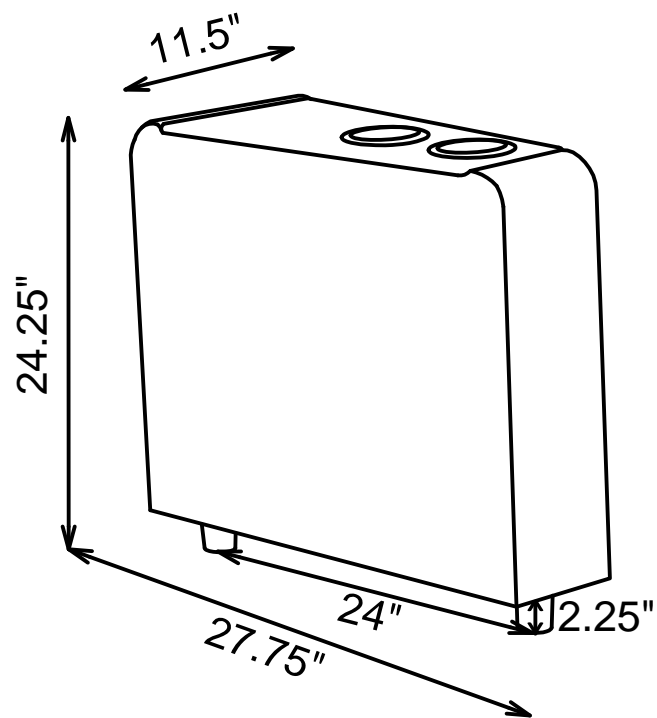
Z	HARDWARE PACKAGE		
NO	DESCRIPTION	FIGURE	QTY
1	PLASTIC GASKET 5/16" * 49mm		3PCS

## ASSEMBLY INSTRUCTIONS

### STEP 1

1		X 3
---	---	-----





Note: Dimension tolerance  $\pm 5\%$

