
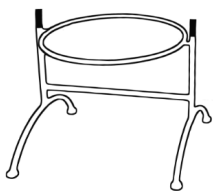

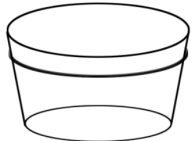


| | |
|----------------------|------------------------------------|
| Product Name: | 2pc Wood Planters with Metal Stand |
| SKU #: | WHPL759 |

Thank you for purchasing this Luxen Home product. This product has been manufactured with the highest standards of safety and quality.

PLEASE READ ALL INSTRUCTIONS BEFORE ASSEMBLY.

CARTON CONTENTS:

| ITEM | PART | QTY | DESC. |
|------|---|-----|-------------------------|
| A |  | 1 | Metal rack (Top part) |
| B |  | 1 | Metal rack(bottom part) |
| C |  | 2 | Screw |
| D |  | 2 | Wood basket |

Tools required for assembly: Screwdriver

| | |
|----------------------|------------------------------------|
| Product Name: | 2pc Wood Planters with Metal Stand |
| SKU #: | WHPL759 |

Assembly Instructions:

1. Unpack all parts from Styrofoam and bubble wrap inside the carton to ensure there are no missing or damaged parts. If any parts are missing or damaged, do not attempt to assemble or use the product.
2. Select a flat, level surface for the assembly and place the bottom metal rack (B).
3. Insert top metal rack (A) to bottom metal rack (B). (①)
4. Align, insert and screw in both screws on each side. (②)
5. Place baskets in each tier. (③)

