



ASSEMBLY INSTRUCTIONS COASTER FINE FURNITURE



Fine Furniture for every stage of life

301405F(B1&B2)
Full Bed

ITEM: 301405F(B1&B2)



ASSEMBLY INSTRUCTIONS

ASSEMBLY TIPS:

1. Remove hardware from box and sort by size.
2. Please check to see that all hardware and parts are present prior to start of assembly.
3. Please follow attached instructions in the same sequence as numbered to assure fast & easy assembly.



WARNING!

1. Don't attempt to repair or modify parts that are broken or defective. Please contact the store immediately.
2. This product is for home use only and not intended for commercial establishments.



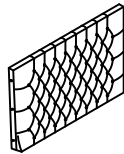
ASSEMBLY TIME

15 MINUTES

PARTS IDENTIFICATION

B1(BOX1)

A HEADBOARD PANEL



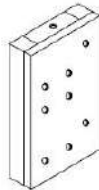
1PC

C RIGHT HEADBOARD LEG



1PC

E RIGHT WOOD CLEAT



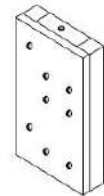
1PC

B LEFT HEADBOARD LEG



1PC

D LEFT WOOD CLEAT



1PC

B2(BOX2)

F FOOTBOARD LEG



2PCS

H RIGHT BED RAIL



1PC

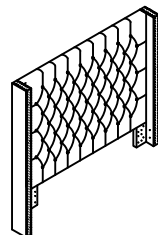
J BED SLAT



4PCS

HB

301405F(B1)
FROM BOX1
HEADBOARD
COMPLETE



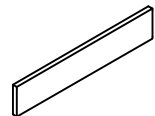
1PC

G LEFT BED RAIL




1PC

I FOOTBOARD PANEL



1PC

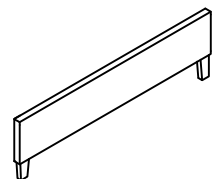
K BED SLAT SUPPORT WITH LEVELER



4PCS

FB

301405F(B2)
FROM BOX2
FOOTBOARD
COMPLETE



1PC

ITEM: 301405F(B1&B2)

ASSEMBLY INSTRUCTIONS

ASSEMBLY TIPS:

1. Remove hardware from box and sort by size.
2. Please check to see that all hardware and parts are present prior to start of assembly.
3. Please follow attached instructions in the same sequence as numbered to assure fast & easy assembly.








WARNING!









1. Don't attempt to repair or modify parts that are broken or defective. Please contact the store immediately.
2. This product is for home use only and not intended for commercial establishments.

HARDWARE IDENTIFICATION

Z-B1(BOX1)-HARDWARE PACK IS LOCATED IN 301405F(B1)

1	ALLEN WRENCH (5MM-RBW)		1PC	2	FLAT WASHER (Ø5/16" -RBW)		20PCS
3	LONG BOLT (Ø5/16"x 50mm-RBW)		14PCS	4	SHORT BOLT (Ø5/16"x 40mm-RBW)		6PCS
5	LOCK WASHER (Ø5/16" -RBW)		20PCS				

Z-B2(BOX2)-HARDWARE PACK IS LOCATED IN 301405F(B2)

6	ALLEN WRENCH (5MM-RBW)		1PC	7	FLAT WASHER (Ø5/16" -RBW)		12PCS
8	BOLT (Ø5/16"x 70mm-RBW)		4PCS	9	THREADED BOLT (Ø5/16"x 90mm-RBW)		8PCS
10	LOCK WASHER (Ø5/16" -RBW)		12PCS	11	HEX NUT (Ø5/16" -RBW)		8PCS
12	WRENCH (14MM -RBW)		1PC	13	FLAT HEAD SCREW (m4x30mm-RBW)		8PCS

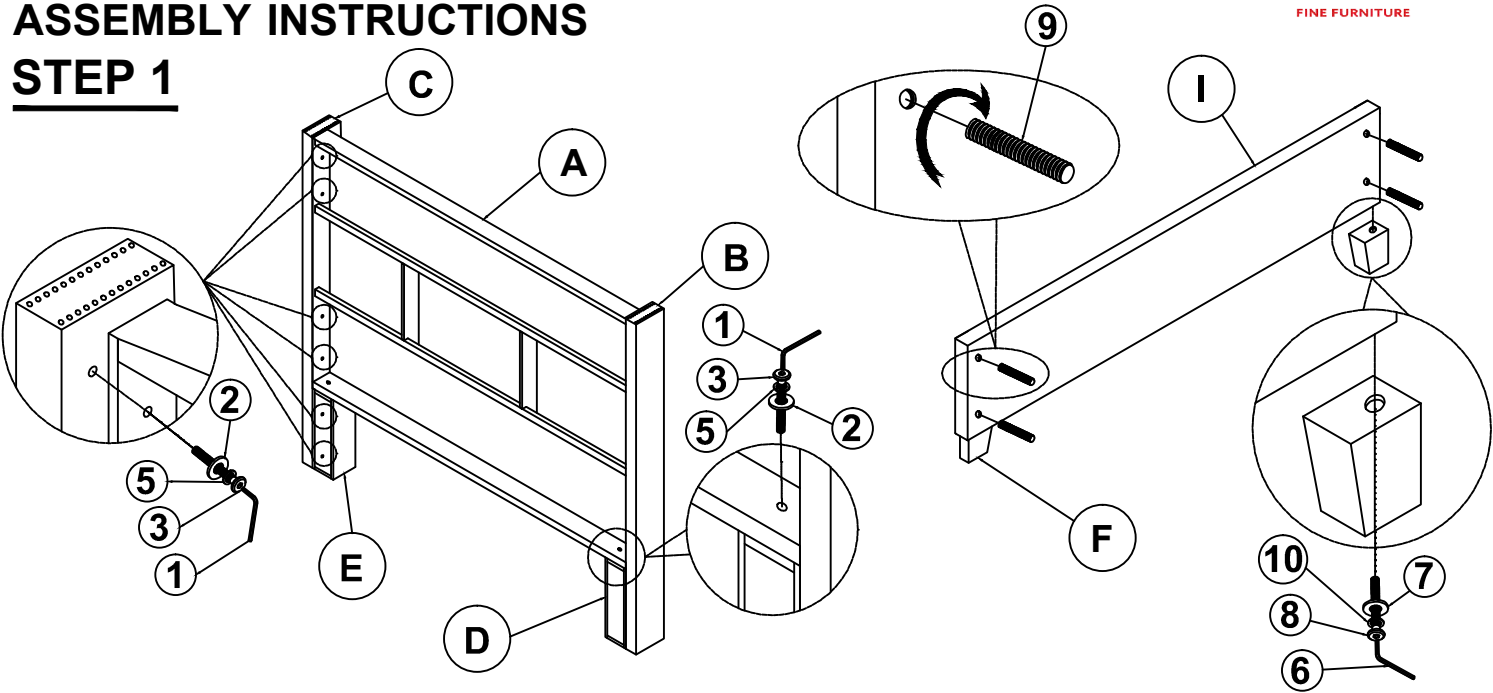
NOTE:

Phillips head screw driver is required in the assembly process; however, manufacturer does not provide this item.

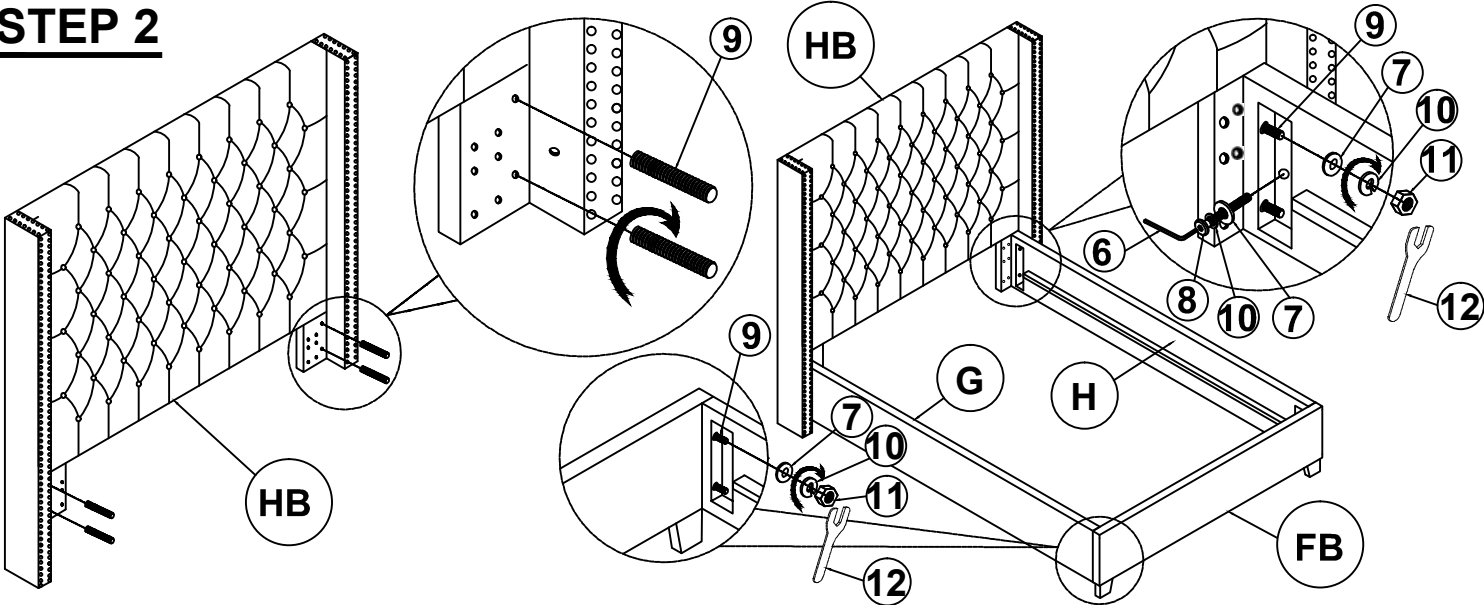
ITEM: **301405F(B1&B2)**

ASSEMBLY INSTRUCTIONS

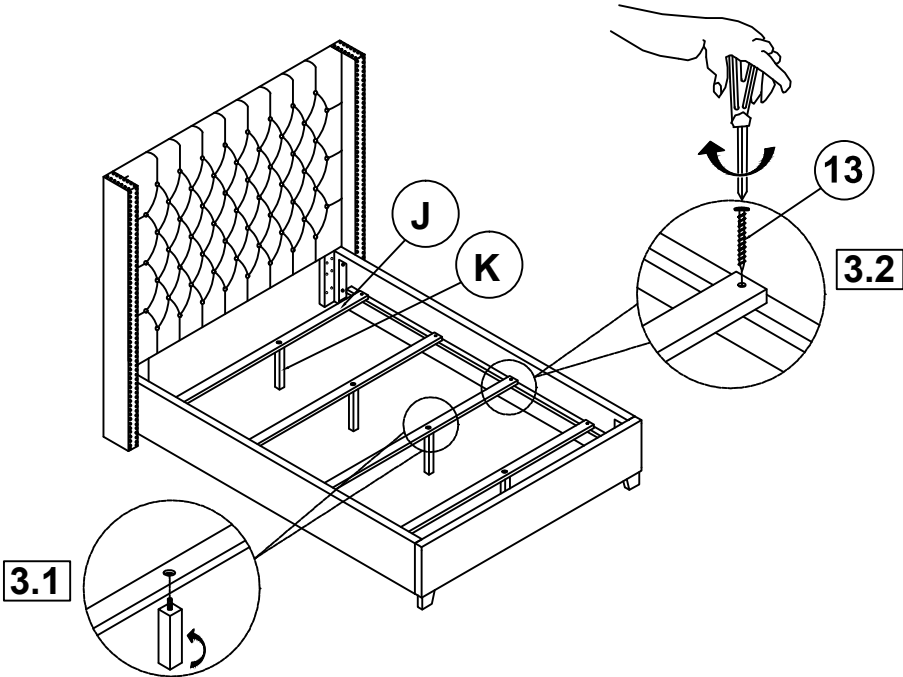
STEP 1



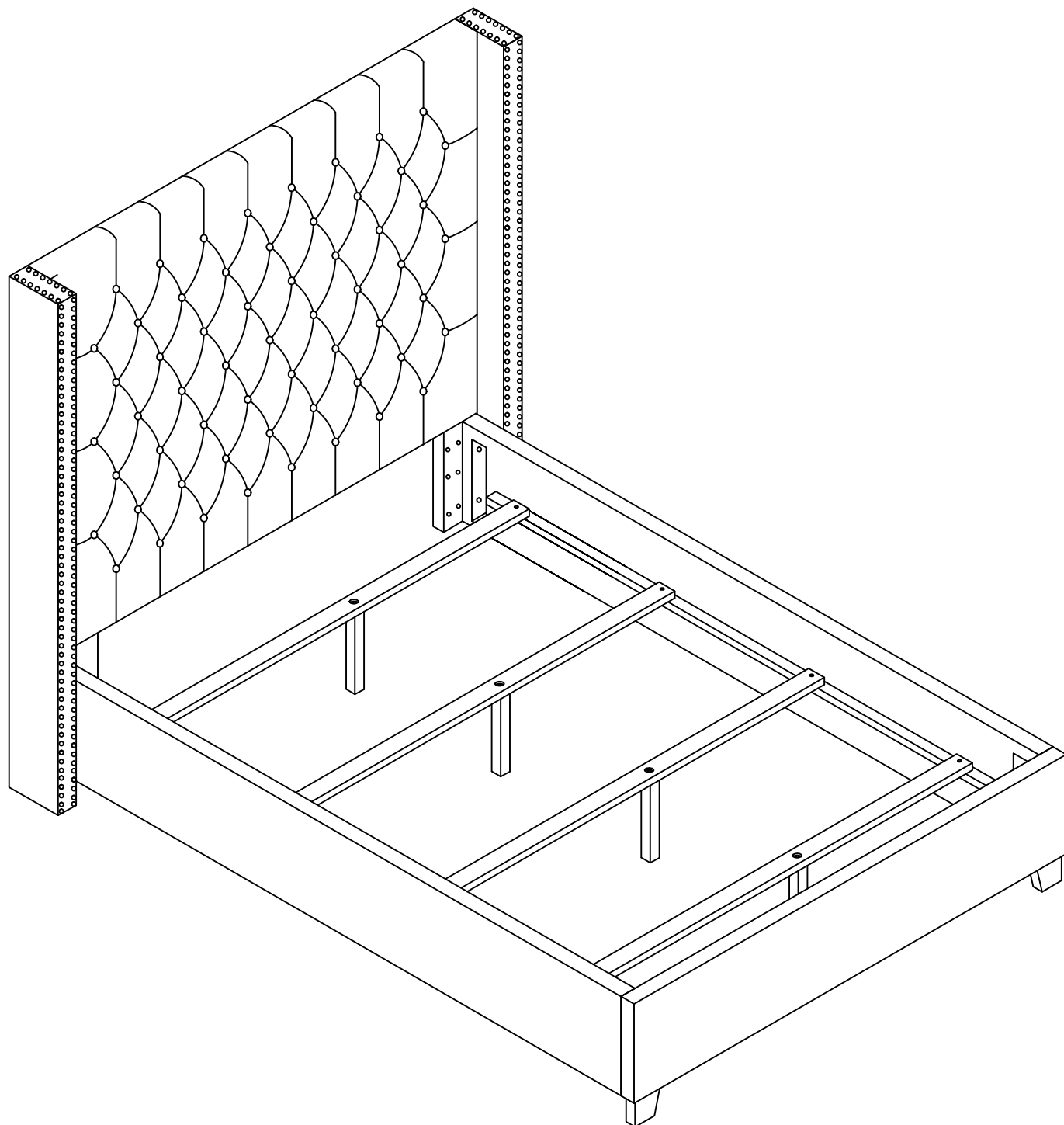
STEP 2



STEP 3

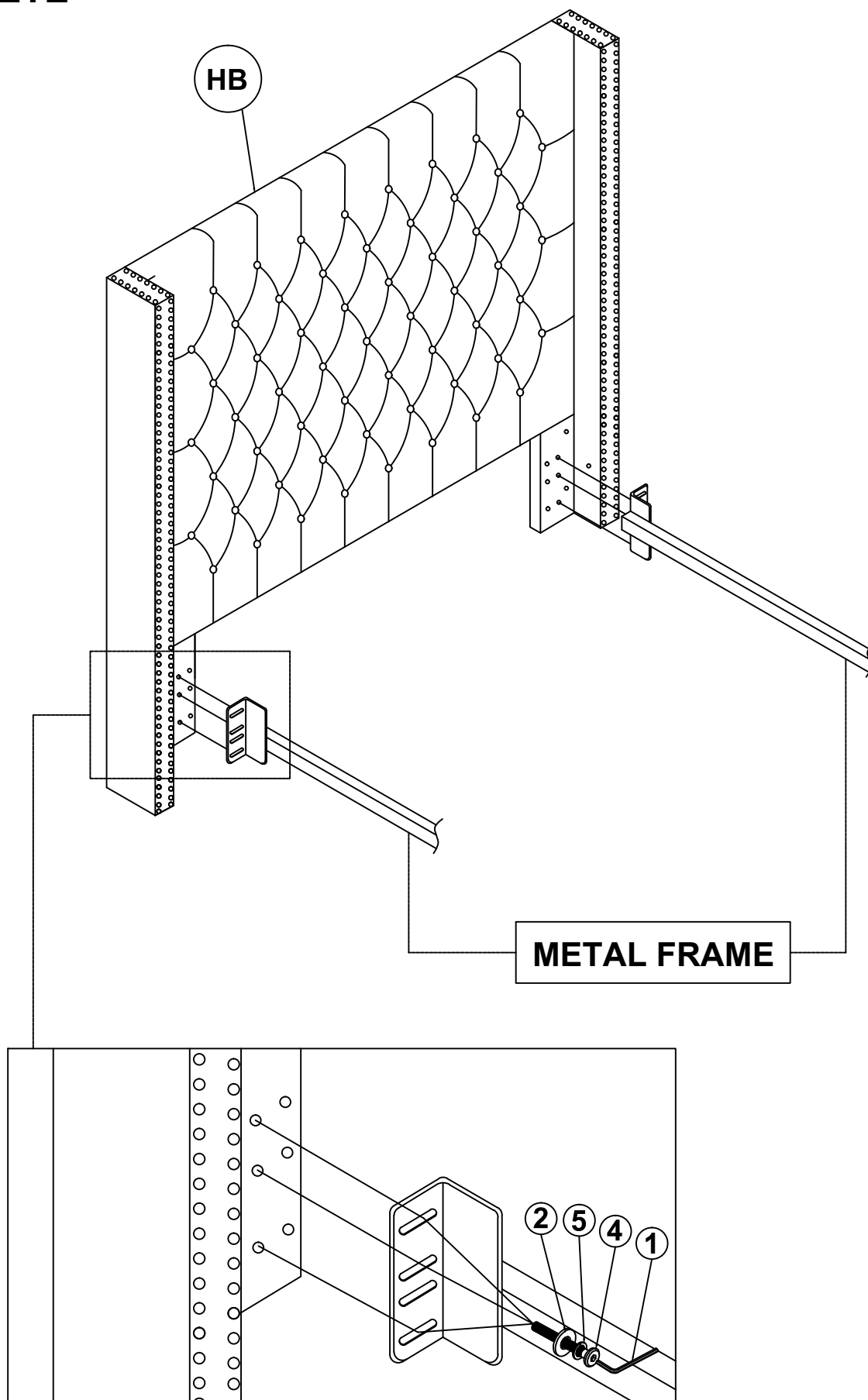


ITEM: **301405F(B1&B2)**
ASSEMBLY INSTRUCTIONS
STEP 4
COMPLETE



ITEM: **301405F(B1&B2)**

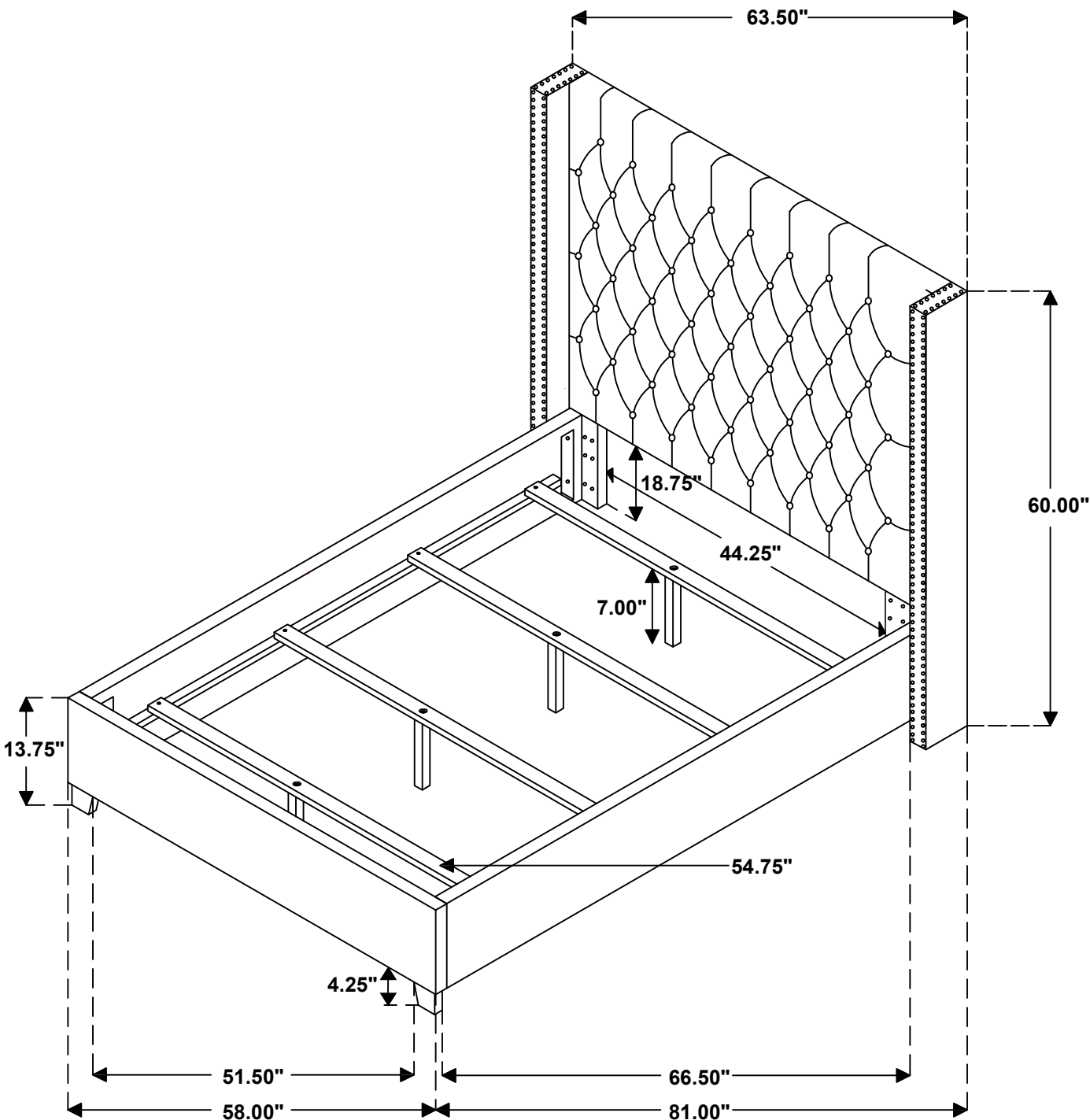
**ASSEMBLY HEADBOARD TO METAL FRAME
COMPLETE**



ITEM:301405F(B1&B2)



Inner Size: 55.00"W X 76.00"D



Note: Dimension tolerance $\pm 5\%$