

ASSEMBLY INSTRUCTION

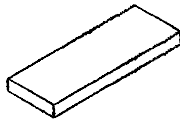
4947

A LEG



4PCS

B SEAT



1PC

C ALLEN WRENCH



1PC

D LOCK
WASHER 5/16" * Ø12MM



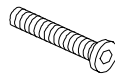
8PCS

E FLAT
WASHER 5/16" * Ø19MM



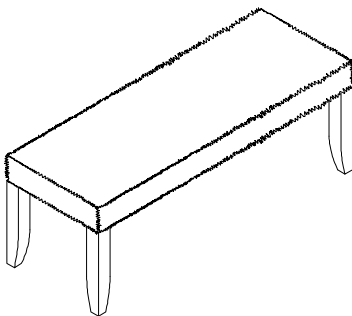
8PCS

F BOLT 5/16" * 2-1/4"

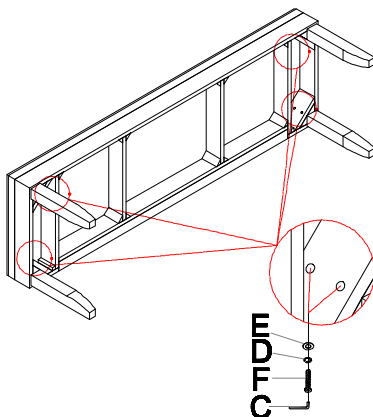


8PCS

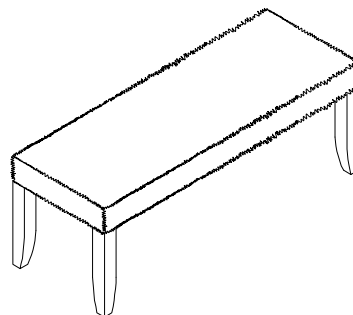
THIS PAGE LISTS ALL THE CONTENTS IN THE BOX. PLEASE TAKE THE TIME TO IDENTIFY THE HARDWARE AS WELL AS THE INDIVIDUAL COMPONENTS TO THIS PRODUCT. AS YOU UNPACK & PREPARE FOR ASSEMBLY, PLACE THE CONTENTS ON A CARPETED OR PADDED AREA TO PROTECT THEM FROM DAMAGE



1



2



CLEANING & CARE

TREAT SURFACE WITH CARE. SURFACE IS RESISTANT TO SCRATCHES BUT IS NOT SCRATCH RESISTANT. CLEAN SURFACES WITH A DRY OR DAMP SOFT CLOTH. DO NOT USE ABRASIVE CLEANERS. HARDWARE MAY LOOSEN OVER TIME, PERIODICALLY CHECK THAT ALL CONNECTORS ARE TIGHT.